



# Oregon Judicial Department Remote Hearings Public Access Guide

Some hearings are not held in the courtroom. These hearings are referred to as remote hearings. Remote hearings will be live streamed through Webex Events. Live stream allows the public to join and view these hearings from a computer, mobile device (such as a smartphone or tablet), or phone (subject to some limitations). Certain remote hearings may still also be available to view at the court. Contact the court with any questions on how to access a remote hearing.



## What to Know Before Joining a Webex Event

- Hearings can only be viewed with the observer's audio and video disabled. You will not be heard or seen by the court, the participants in the case, or other members of the public.
- You will not be able to communicate with anyone in the remote hearing.
- Court may not start right away, please be patient if the hearing has not started on time. The court may be finishing another hearing.
- If you are a witness in the case, *DO NOT* join as a member of the public if the judge has excluded witnesses from the courtroom. If you are unsure if you are allowed to view the proceedings, contact the court. Reference the Oregon Judicial Department's *Witness Guide for Remote Hearings* for more information.
- Do not record the hearing without official approval from the court.
- Do not broadcast or live stream the hearing.

## How to Access a Remote Hearing

You can find remote hearings, with some exceptions, being live streamed through the Oregon Judicial Department (OJD) website at: <https://www.courts.oregon.gov/services/online/Pages/live-stream.aspx>.

- Select the county to view and join any live streamed proceedings that are scheduled.
- Find the court session you want to attend and click the link or dial-in on your phone to the number listed.
- Some hearings can only be viewed within the courthouse, including, but not limited to:
  - Abuse Orders
  - Adoption
  - Civil Commitment
  - Confidential and Sealed Cases
  - Contempt of Court resulting from a Violation of a Restraining Order
  - Custody
  - Dissolution
  - Juvenile
  - Paternity
  - Protective Proceedings
  - Quarantine/Isolation Orders
  - Restraining Orders
  - Sex crimes, when a victim has requested the proceeding not be recorded
  - Specialty Court Hearings
  - Stalking Order
  - Support
  - Trade Secrets
  - Visitation

*If you do not see a hearing you are looking for, or are unable to access the hearing through technology, contact the court. Members of the public may still view many of these proceedings in court where the proceeding is occurring.*

## Joining a Remote Hearing via Webex Events

Webex Events can be joined in the following ways:

- Free Cisco Webex Meetings app for Android or iOS mobile devices (Audio and Video)
- Web browser on PC or Laptop and Phone (Audio and Video)
- Calling the listed phone number (Audio only)

### Remote Hearings Disclaimer

To enter an Oregon Judicial Department Webex session, you must agree to the following disclaimer before joining:

*If you are connecting to Webex to attend a **remote hearing** or **oral argument**, by selecting 'Agree' you are agreeing and acknowledging that:*

1. *The proceeding is being recorded and will be part of an official court record.*
2. *The proceeding will be made available live to the public.*
3. *You will not record, copy, distribute or otherwise make available any audio recording or visual image of the proceeding without express permission from the court.*

*If you are connecting to Webex to attend a **CRB review**, by selecting 'Agree' you are agreeing and acknowledging that you will not record, copy, distribute or otherwise make available any audio recording or visual image of the proceeding.*

*If you are connecting to Webex to attend a meeting for any other judicial business with the Oregon Judicial Department, by selecting 'Agree' you are acknowledging that the meeting may be recorded.*

*The text of this disclaimer may be updated periodically, please read the full disclaimer when entering a Webex session.*

### Joining Through the Free Webex App



- If not already downloaded, **Download** the Cisco Webex Meetings app.
- Click the link on the webpage.
- **Open** the link in the app.
- Select **Join**.

### Joining Through Web Browser




The links provided on the OJD Live Streaming page will launch the Oregon Judicial Department branded Webex.

Check to see if the hearing has been started:

- If the event has not started click  in the upper right-hand corner to refresh and try again.
- Once the event has started, you can join at any time by performing the following steps:
  - Enter the following information
    - First Name, Last name,
    - Email address, and
  - Click **Submit**. 

*You are not required to use your real name or email address to join. If you choose not to use your real name, please enter Anonymous for the name. The name entered will be viewable by the court and should be appropriate.*

- Webex may ask you to install the browser plug in or download a temporary application. Either option may be selected and will allow you to view and hear the remote hearing.
- Once you are ready to join, click **Join Event**. 

*Chrome is the recommended web browser for Webex Events. It is advised to NOT use Internet Explorer or Edge.*

### Joining by Phone Only

- Call the number listed on the OJD Live Streaming page.
- Follow the prompts to listen to the remote hearing.

## Webex Event Controls

Moving your mouse or tapping in the video screen area of the Webex window will display the following options:



- **Unmute** – Displays your mute status (you may not unmute yourself)
- **Stop Video** – Displays the video function as off (you may not start your video)
- **Participant** – opens and closes a panel which displays the parties to the case
- **More Options** – provides a list of additional options
- **Red X** – leaves the Webex session

To view video displays differently, look for the following options in the upper right-hand area of the Webex window:

- **Presenter View with Thumbnails** – the view switches between showing the video of the participant currently talking. Thumbnail views of all other videos are shown at the bottom of the screen.
- **Grid View** – default view; all participants are displayed in a grid with a maximum of 25 different videos.
- **Floating Panels** – breaks out all panels from the Webex session. These panels may be moved and arranged as the user desires.

