




REMOTE JURY SELECTION
Welcome to XXX Circuit Court



A Quick Technical Check

Please raise your hand or give a thumbs up to indicate you can see and hear me.





Traditionally,
you would
be here.





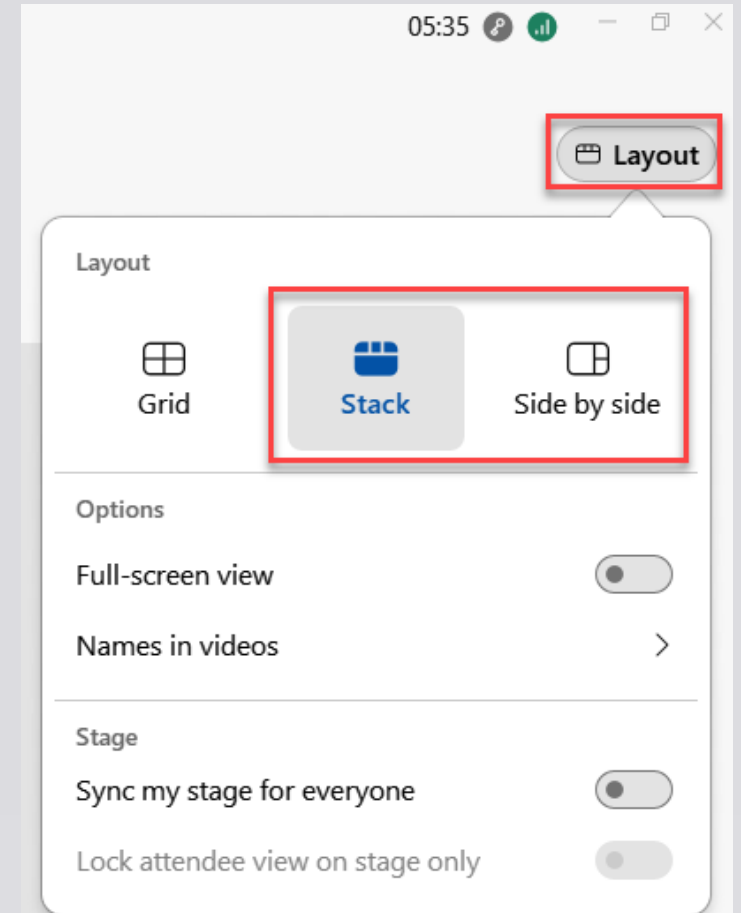
But now
you are at
home.

Recommendations:

When using a laptop or desktop, we recommend the layout is set to “stack” or “side by side” view and show the active speaker in stage. This will allow your video to focus on the person speaking.

- Click the Layout button in the upper right corner of your screen.
- Choose the Stack or Side by Side layout.

Note: This is NOT an option if using a smart phone or tablet.



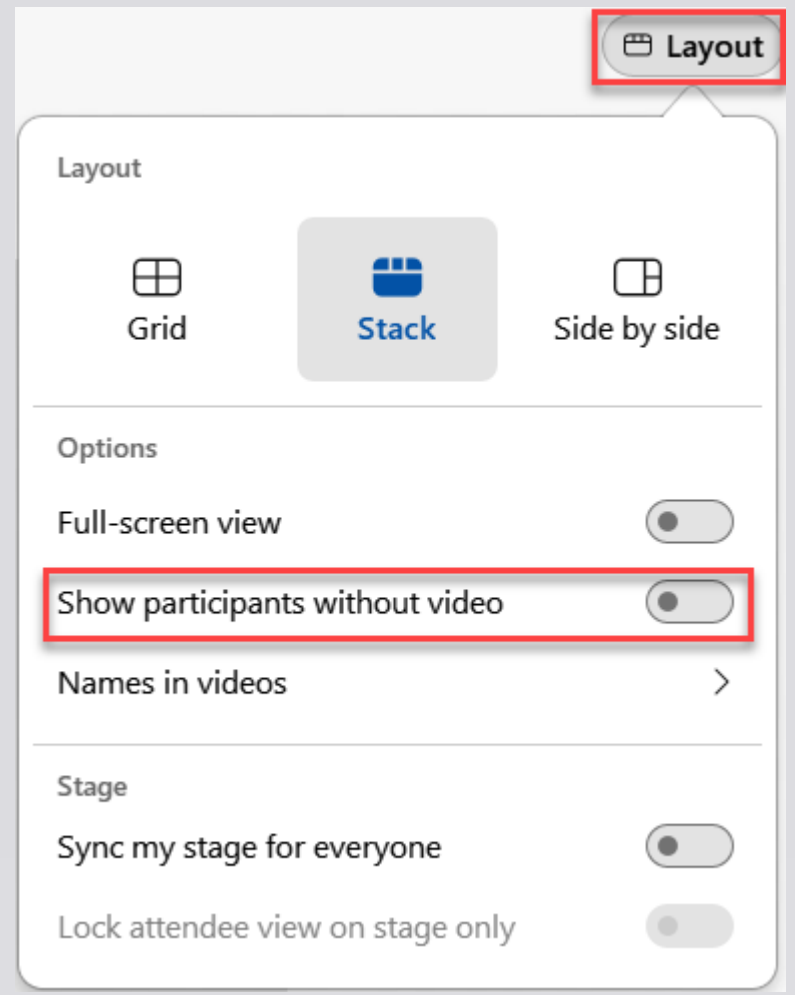


Recommendations:

It is recommended that you do not see participants without video. This will allow only active participants in the case to be seen.

- Click the Layout button in the upper right corner of your screen.
- Turn off Show participants without video.

Note: This is not an option for tablet and phone users.





//////
If You Get Disconnected:



1

Try to reconnect to Webex immediately.

2


If you cannot reconnect, call XXX-XXX-XXXX.

3

Take a moment and write down the number and make sure it's accessible.



Keep your computer audio on so you can always hear the proceedings.



Keep your microphone muted except when called upon.

How to Mute and Unmute

Unmuted:



Muted:



This means you can be heard.

This means you cannot be heard.

A shortcut to mute/unmute temporarily is to press and hold the spacebar while speaking.



Remember:



- This is still a court proceeding.
- While in session, you must give your full, undivided attention to the proceedings.
- Do not work or do anything else other than provide your full attention to the proceedings.


Remember:



- Court proceedings cannot take place without you.
- While we are in session, you should not move about your space.
- You should remain seated and should not leave the screen for any reason.
- While we are on breaks during the day, you may tend to your personal affairs.
- If a juror becomes disconnected or leaves the screen, the trial must stop and cannot resume until the juror returns.



- Do not talk to anyone about this case.
- Do not multi-task.
- All other devices must be off and no other people around.
- Do not share the Webex link with anyone.
- Do not allow others to observe the proceedings over Webex.
- Do not allow others to sit with you and watch the proceedings on your device.



Keep your
camera on so we
can always see
you.

Keep your screen
on so you can
always see the
proceedings.



- **Don't** do any independent research even though you are connected to the internet.
- **Only** use the internet to connect to this proceeding.





**Do not record
Video**



**Do not record
Audio**



**Do not
Photograph**



**Do not take
Screenshots,
Screen Captures,
or Screen Grabs**

Court Audio and Video Recording

The court is making an audio recording of all proceedings in open court which is the official record.

A video recording may also be made for training purposes.

Any concerns?



- This is a placeholder for specific instructions the court wants to include on how jurors will be contacted for multi day or multiple session hearings.
- Please updated this with your local procedure.

Please pay attention to your email for further instructions!



Thank you for being a juror for **XXXX** Circuit Court remote jury selection!

Jurors always experience some waiting during trial, but remote service provides some benefits such as; no need to fight traffic or drive long distances, find parking, or wait in security lines before even starting jury service.

We appreciate in advance your patience as we work out any technological issues that will inevitably arise – just like unexpected issues arise during in-person trials.



Questions?

- Email: Enter court email
- Phone: Enter court phone number