

# Understanding JCIP Data Reports

August 11, 2019

# Presentation Outline

1. Event Statistics Reports
2. Time to Jurisdiction Reports
3. Time to Permanency Hearing Reports
4. Time to Termination of Parental Rights (TPR)
5. Future JCIP Reports

## JCIP 2019 Quarter 2 Data Summary

| <b>Petitions</b>                                     |         |         |                      |
|--|---------|---------|----------------------|
|  | 2019 Q1 | 2019 Q2 | Change from 2019 Q1  |
| Dependency   | 1121    | 1065    | -5%                  |
| TPR  | 331     | 378     | +14%                 |
| Delinquency  | 922     | 986     | +7%                  |
| Judicial Determination (Voluntary Foster Care)       | 6       | 1       | -83%                 |
| Emancipation   | 1       | 3       | +200%                |
| Permanent Guardianship                               | 12      | 6       | -50%                 |
| <b>Timeliness—OJD Timely Disposition Standards</b>   |         |         |                      |
| Measure  | 2019 Q1 | 2019 Q2 | Change from 2019 Q1  |
| Time to Jurisdiction on Both Parents-within 60 days  | 42%     | 44%     | +2 percentage points |
| Time to Jurisdiction on Both Parents-within 90 days  | 63%     | 63%     | No change            |
| Time to First Permanency Hearing, Looking Back       | 86%     | 91%     | +5 percentage points |
| Time to TPR- within 270 days                         | 68%     | 76%     | +8 percentage points |
| <b>Timeliness—Other Statutory Timelines</b>          |         |         |                      |
|  | 2019 Q1 | 2019 Q2 | Change from 2019 Q1  |
| Time to First Jurisdiction Finding- within 60 Days   | 52%     | 55%     | +3 percentage points |
| Time to First Jurisdiction Finding- within 90 days   | 74%     | 74%     | No change            |
| Time to Subsequent Permanency Hearing                | 92%     | 91%     | -1 percentage points |
| Time to TPR- within 182 days                         | 46%     | 51%     | +5 percentage points |
| <b>Timeliness—Median Days</b>                        |         |         |                      |
|  | 2019 Q1 | 2019 Q2 | Change from 2019 Q1  |
| Dependency Petition to TPR Filing                    | 489     | 490     | +1 days              |
| Dependency Petition to Termination or Relinquishment | 652     | 717     | +65 days             |

# OJD Timely Disposition Standards

## **Time to Jurisdiction on Both Parents**

- 75% with a jurisdictional or dismissal judgment(s) entered regarding all parents on the case within 60 days.
- 98% with a jurisdictional or dismissal judgment(s) entered regarding all parents on the case within 90 days.

## **Time to First Permanency Hearing, Looking Back**

- 98% within 425 days (14 months) of filing

## **Time to TPR**

- 98% within 270 days (9 months) of filing

Part I:

# Event Statistics Reports

# Event Statistics Reports

## **What They Measure**

- Petitions Filed
- Hearings Held (by Hearing Type)
- Mean (Average) Hearing Duration, in Minutes (by Hearing Type)

## **What Case Types**

- Dependency
- Termination of Parental Rights (TPR)
- Delinquency (Including felony, misdemeanor, and violation)
- Judicial Determination (Voluntary cases)
- Emancipation
- Permanent Guardianship

# Event Statistics Reports – Example #1

## Oregon Judicial Department Juvenile Court Improvement Program Summary Report for Dependency Events between 4/1/2019 and 6/30/2019

| Court        | Petitions        | Shelter Hearings   |                        | Pre-Trial Hearings |                        | Jurisdiction Hearings |                        | Prima Facie Hearings |                        | Trials             |                        | Disposition Hearings |                        | Permanency Hearings |                        | Review Hearings    |                        | Appearances        |                        | Dependency Specialty Court Hearings |                        | Other Dependency Hearings |                        |
|--------------|------------------|--------------------|------------------------|--------------------|------------------------|-----------------------|------------------------|----------------------|------------------------|--------------------|------------------------|----------------------|------------------------|---------------------|------------------------|--------------------|------------------------|--------------------|------------------------|-------------------------------------|------------------------|---------------------------|------------------------|
|              | Number of Events | Number of Hearings | Average Time (Minutes) | Number of Hearings | Average Time (Minutes) | Number of Hearings    | Average Time (Minutes) | Number of Hearings   | Average Time (Minutes) | Number of Hearings | Average Time (Minutes) | Number of Hearings   | Average Time (Minutes) | Number of Hearings  | Average Time (Minutes) | Number of Hearings | Average Time (Minutes) | Number of Hearings | Average Time (Minutes) | Number of Hearings                  | Average Time (Minutes) | Number of Hearings        | Average Time (Minutes) |
| Polk         | 14               | 6                  | 33                     | 15                 | 10                     | 9                     | 20                     | 0                    | n/a                    | 1                  | 780                    | 0                    | n/a                    | 18                  | 15                     | 43                 | 11                     | 0                  | n/a                    | 0                                   | n/a                    | 0                         | n/a                    |
| Sherman      | 1                | 1                  | 64                     | 0                  | n/a                    | 1                     | 3                      | 0                    | n/a                    | 0                  | n/a                    | 0                    | n/a                    | 2                   | 166                    | 5                  | 19                     | 1                  | 5                      | 0                                   | n/a                    | 0                         | n/a                    |
| Tillamook    | 13               | 11                 | 22                     | 0                  | n/a                    | 0                     | n/a                    | 1                    | 20                     | 2                  | 50                     | 2                    | 13                     | 1                   | 5                      | 9                  | 23                     | 0                  | n/a                    | 0                                   | n/a                    | 31                        | 15                     |
| Umatilla     | 37               | 30                 | 68                     | 28                 | 6                      | 28                    | 64                     | 0                    | n/a                    | 0                  | n/a                    | 1                    | 10                     | 48                  | 55                     | 18                 | 31                     | 6                  | 12                     | 0                                   | n/a                    | 11                        | 24                     |
| Union        | 8                | 6                  | 22                     | 1                  | 5                      | 4                     | 31                     | 0                    | n/a                    | 0                  | n/a                    | 0                    | n/a                    | 6                   | 126                    | 7                  | 56                     | 0                  | n/a                    | 0                                   | n/a                    | 4                         | 19                     |
| Wallowa      | 0                | 0                  | n/a                    | 0                  | n/a                    | 0                     | n/a                    | 0                    | n/a                    | 0                  | n/a                    | 0                    | n/a                    | 1                   | 57                     | 0                  | n/a                    | 0                  | n/a                    | 0                                   | n/a                    | 1                         | 36                     |
| Wasco        | 13               | 9                  | 65                     | 6                  | 10                     | 12                    | 70                     | 0                    | n/a                    | 2                  | 834                    | 0                    | n/a                    | 10                  | 15                     | 25                 | 13                     | 1                  | 7                      | 0                                   | n/a                    | 8                         | 82                     |
| Washington   | 93               | 68                 | 17                     | 69                 | 10                     | 27                    | 21                     | 8                    | 14                     | 11                 | 139                    | 0                    | n/a                    | 184                 | 16                     | 34                 | 17                     | 1                  | 20                     | 0                                   | n/a                    | 27                        | 15                     |
| Wheeler      | 0                | 0                  | n/a                    | 0                  | n/a                    | 0                     | n/a                    | 0                    | n/a                    | 0                  | n/a                    | 0                    | n/a                    | 0                   | n/a                    | 4                  | 51                     | 0                  | n/a                    | 0                                   | n/a                    | 0                         | n/a                    |
| Yamhill      | 16               | 9                  | 25                     | 31                 | 13                     | 13                    | 22                     | 0                    | n/a                    | 2                  | 664                    | 0                    | n/a                    | 19                  | 31                     | 11                 | 19                     | 5                  | 25                     | 0                                   | n/a                    | 8                         | 7                      |
| <b>Total</b> | <b>1065</b>      | <b>781</b>         | <b>26</b>              | <b>820</b>         | <b>13</b>              | <b>483</b>            | <b>34</b>              | <b>84</b>            | <b>22</b>              | <b>87</b>          | <b>184</b>             | <b>77</b>            | <b>17</b>              | <b>1472</b>         | <b>26</b>              | <b>1727</b>        | <b>19</b>              | <b>112</b>         | <b>16</b>              | <b>266</b>                          | <b>9</b>               | <b>715</b>                | <b>14</b>              |

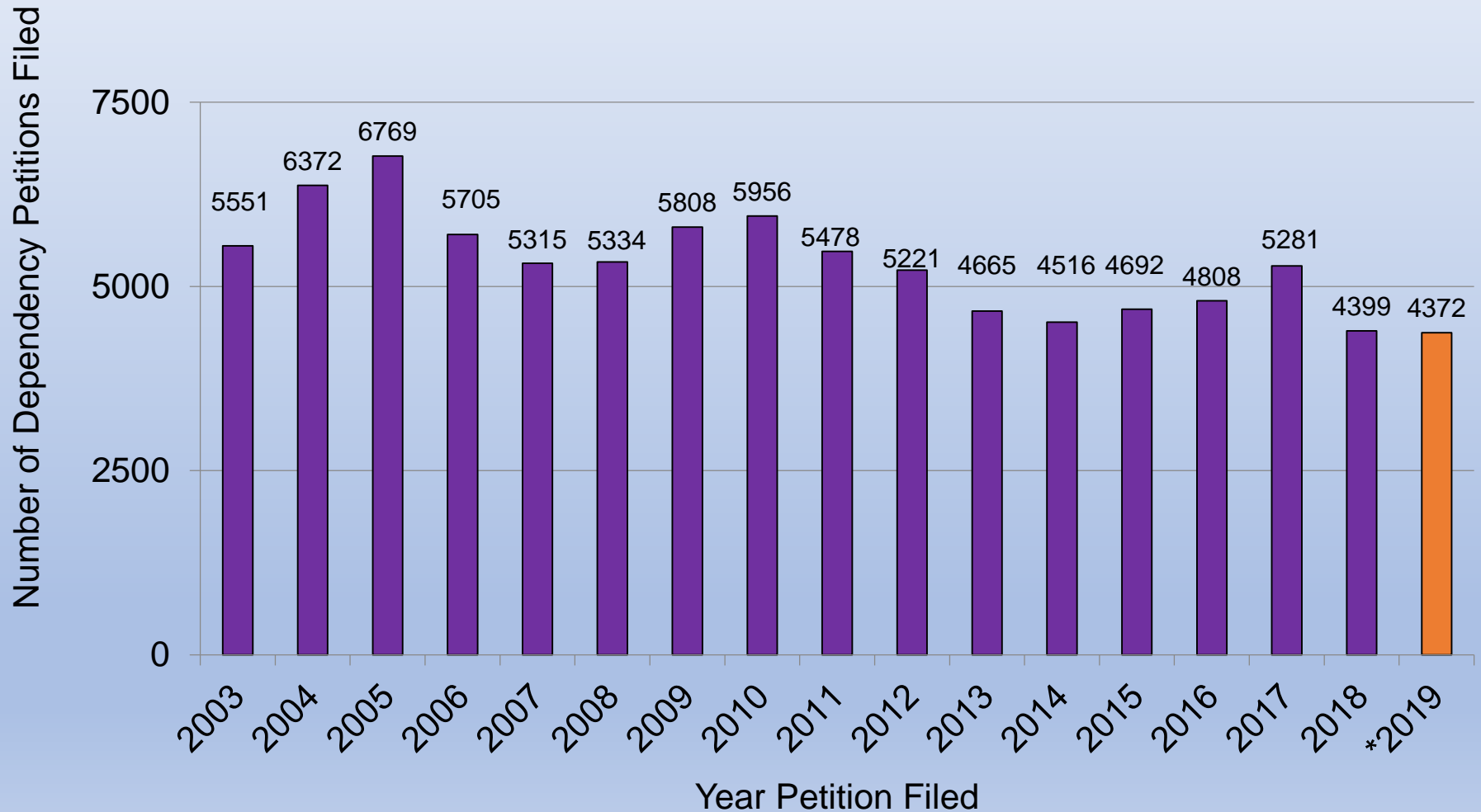
# Event Statistics Reports –Example #2

## Oregon Judicial Department Juvenile Court Improvement Program Summary Report for Permanent Guardianship Events between 4/1/2019 and 6/30/2019

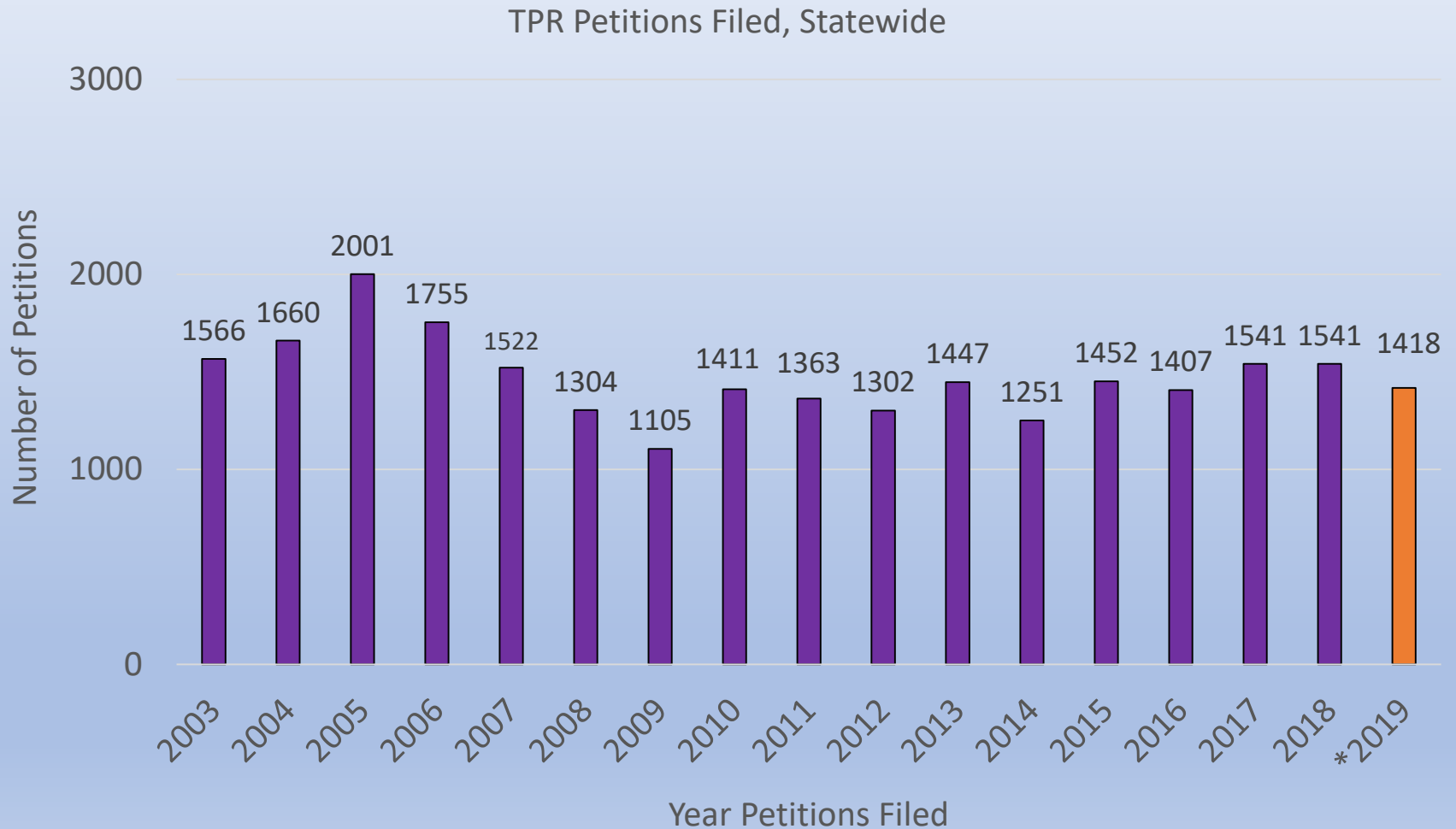
| Court        | Petitions        | Initial Appearances |                        | Pre-Trial Hearings |                        | Prima Facie Hearings |                        | Trials             |                        | Review Hearings    |                        | Other Permanent Guardianship Hearings |                        | Dismissals       | Permanent Guardianships Finalized |
|--------------|------------------|---------------------|------------------------|--------------------|------------------------|----------------------|------------------------|--------------------|------------------------|--------------------|------------------------|---------------------------------------|------------------------|------------------|-----------------------------------|
|              | Number of Events | Number of Hearings  | Average Time (Minutes) | Number of Hearings | Average Time (Minutes) | Number of Hearings   | Average Time (Minutes) | Number of Hearings | Average Time (Minutes) | Number of Hearings | Average Time (Minutes) | Number of Hearings                    | Average Time (Minutes) | Number of Events | Number of Events                  |
| Clackamas    | 1                | 1                   | 3                      | 1                  | 23                     | 0                    | n/a                    | 0                  | n/a                    | 0                  | n/a                    | 4                                     | 3                      | 0                | 1                                 |
| Columbia     | 1                | 2                   | 13                     | 0                  | n/a                    | 0                    | n/a                    | 0                  | n/a                    | 0                  | n/a                    | 0                                     | n/a                    | 0                | 0                                 |
| Lane         | 0                | 1                   | 11                     | 0                  | n/a                    | 0                    | n/a                    | 1                  | 81                     | 0                  | n/a                    | 0                                     | n/a                    | 0                | 5                                 |
| Linn         | 1                | 0                   | n/a                    | 0                  | n/a                    | 0                    | n/a                    | 0                  | n/a                    | 0                  | n/a                    | 1                                     | 15                     | 0                | 1                                 |
| Malheur      | 0                | 0                   | n/a                    | 0                  | n/a                    | 1                    | 41                     | 0                  | n/a                    | 0                  | n/a                    | 0                                     | n/a                    | 0                | 1                                 |
| Marion       | 2                | 0                   | n/a                    | 0                  | n/a                    | 0                    | n/a                    | 0                  | n/a                    | 0                  | n/a                    | 0                                     | n/a                    | 0                | 0                                 |
| Umatilla     | 0                | 0                   | n/a                    | 0                  | n/a                    | 0                    | n/a                    | 0                  | n/a                    | 0                  | n/a                    | 2                                     | 14                     | 0                | 0                                 |
| Washington   | 1                | 1                   | 5                      | 1                  | 4                      | 0                    | n/a                    | 0                  | n/a                    | 0                  | n/a                    | 3                                     | 35                     | 0                | 0                                 |
| <b>Total</b> | <b>6</b>         | <b>5</b>            | <b>9</b>               | <b>2</b>           | <b>14</b>              | <b>1</b>             | <b>41</b>              | <b>1</b>           | <b>81</b>              | <b>0</b>           | <b>n/a</b>             | <b>10</b>                             | <b>16</b>              | <b>0</b>         | <b>8</b>                          |



# Dependency Petitions Filed, Statewide



# TPR Petitions Filed, Statewide



# Event Statistics Reports - Caveats

## Hearing Counts and Duration

- For hearings that concern multiple cases, data on the number of hearings held depend on court staff entering the duration of the hearing on only one of the case records

## Trial Data

- Some courts' trial numbers are inflated because they are incorrectly entering uncontested hearings as trials
- Some courts' jurisdiction hearing and uncontested termination hearing durations are inflated because they are recording contested hearings using codes that are intended for uncontested hearings

## Relinquishments

- Not all courts are receiving and entering relinquishment documents on TPR cases

Part II:

Time to Jurisdiction Reports

# Time to Jurisdiction

- JCIP has two reports that measure the timeliness of jurisdiction:

## **Time to First Jurisdiction Finding**

- Measures the percent of dependency cases that have a jurisdiction or dismissal judgment, order, or finding entered in Odyssey within 60 days of filing (75% goal), and within 90 days of filing (98% goal)

## **Time to Jurisdiction on Both Parents**

- Measures the percent that have jurisdiction or dismissal judgments, orders, or findings **relating to all parents** entered in Odyssey within 60 days (75%), and within more than 90 days of filing (98%).

# Time to First Jurisdiction Finding

## **Includes:**

- Dependency cases filed in the period starting three months prior to the reporting period:
  - 2019 Q2 statistics cover dependency petitions filed in 2019 Q1
  - 2018 Year-end statistics cover dependency petitions filed between
  - October 1, 2017 and September 30, 2018

## **Measures:**

- Percent of cases with jurisdiction findings within 60 days of filing (75% goal), and than 90 days of filing (98% goal).

## **Starting Event:**

- Dependency petition

## **Closing Event:**

- Entry of a jurisdiction or dismissal judgment or order, or of Finding - In Jurisdiction or Finding – Not in Jurisdiction event

# Time to Jurisdiction on Both Parents

## **Includes:**

- Dependency cases filed in the period starting three months prior to the reporting period:
  - 2019 Q2 statistics cover dependency petitions filed in 2019 Q1
  - 2018 Year-end statistics cover dependency petitions filed between
  - October 1, 2017 and September 30, 2018

## **Measures:**

- Percent of cases with jurisdiction findings within 60 days, within 61-90 days, and within more than 90 days of filing

## **Starting Event:**

- Dependency petition

## **Closing Event:**

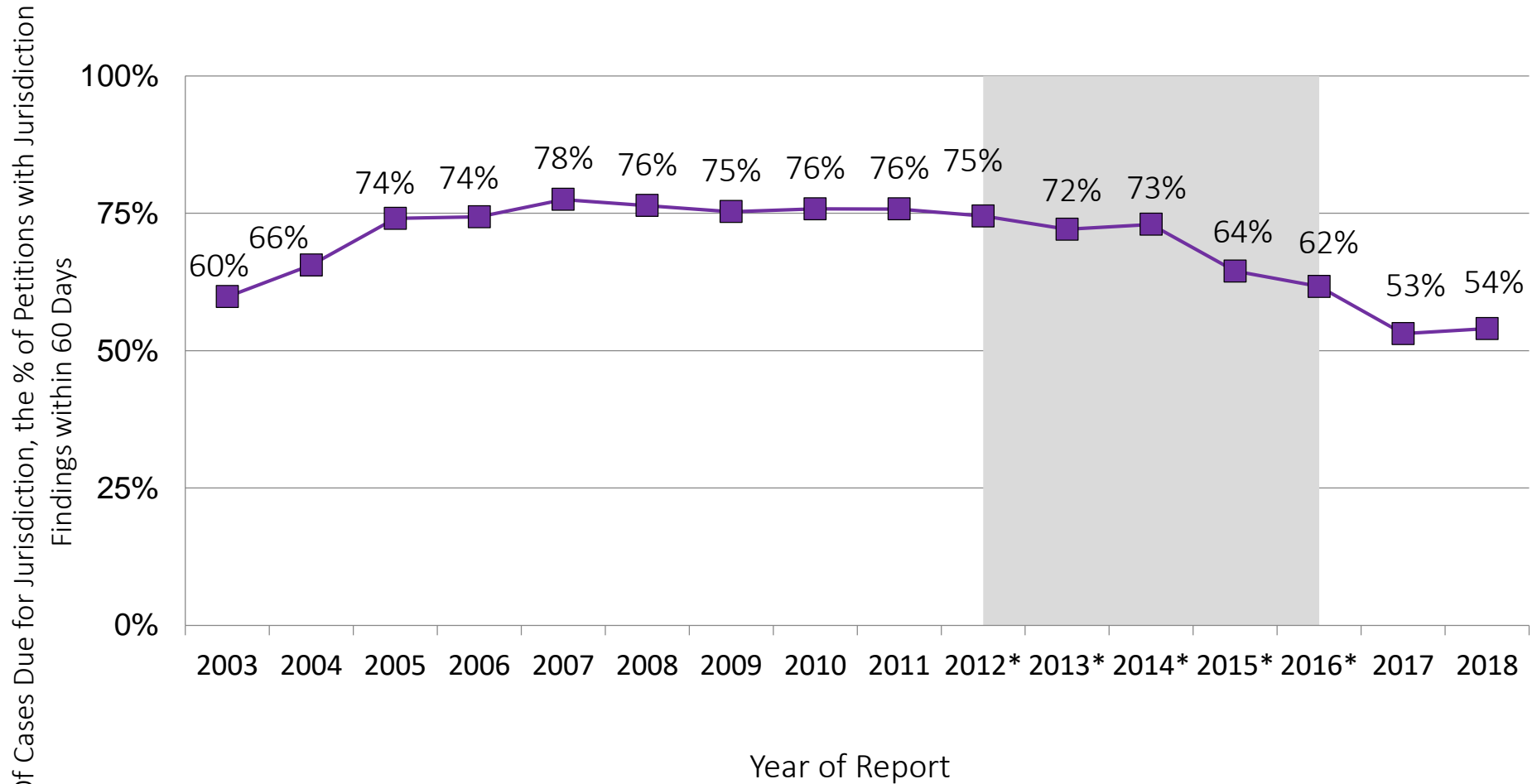
- Entry of jurisdiction or dismissal judgment(s) that dispose of all Causes of Action on the case (courts are supposed to enter one Cause of Action for each parent)

**Juvenile Dependency Time to Jurisdiction on Both Parents**  
 Oregon Judicial Department  
 Juvenile Court Improvement Program  
 Summary Report for Dependency Petitions Entered between  
 4/1/2019 and 6/30/2019

| Court   | Time to Jurisdiction on Both Parents |                              | Total Petitions |
|---------|--------------------------------------|------------------------------|-----------------|
|         | Within 60 Days<br>(75% Goal)         | Within 90 Days<br>(98% Goal) |                 |
| Yamhill | 12                                   | 17                           | 17              |
|         | 71%                                  | 100%                         |                 |
| Total   | 487                                  | 706                          | 1119            |
|         | 44%                                  | 63%                          |                 |



# Time to Jurisdiction, Statewide



\*The gray portion of the chart denotes the time period for which only partial data were available due to Odyssey

# Time to Jurisdiction – Caveats

## Not Linking Judgments with Causes

- Some courts' *Time to Jurisdiction on Both Parents* data has been affected by courts not linking jurisdiction / dismissal judgments with the Odyssey Cause of Action for the parent(s) to which the judgment applies

## Lag in Judgment Data Entry

- Some courts' *Time to First Jurisdiction Finding* statistics have been affected by the change (implemented in 2017 Quarter 2) from using the date that petitions and judgments were **filed** to the date that they were **entered**

Part III:  
Time to  
Permanency  
Hearing Reports

# Permanency Hearings

- JCIP has three reports that measure the timeliness of permanency hearings:

- 1. Time to First Permanency Hearing**
- 2. Time to First Permanency Hearing, Looking Back**
- 3. Time to Subsequent Permanency Hearing**

# Time to First Permanency Hearing

## **Includes:**

- First permanency hearings held *on cases due for a first permanency hearing* within a time period (i.e., cases filed 14 months prior)

## **Measures:**

- Percent of first permanency hearings held within 14 months of filing

## **Starting Event:**

- Dependency petition

## **Closing Event:**

- Final day of the first permanency hearing on the case

## Juvenile Dependency Time to First Permanency Hearing

Oregon Judicial Department  
Juvenile Court Improvement Program  
Summary Report for Dependency Petitions Filed between  
2/1/2018 and 4/30/2018

### First Permanency Hearings

(On Dependency Petitions Filed between 2/1/2018 and 4/30/2018)

| Court     | Completed within 425 Days | Completed after More Than 425 Days | % Completed Within 425 Days |
|-----------|---------------------------|------------------------------------|-----------------------------|
| Baker     | 1                         | 2                                  | 33%                         |
| Benton    | 5                         | 0                                  | 100%                        |
| Clackamas | 31                        | 1                                  | 97%                         |
| Clatsop   | 13                        | 0                                  | 100%                        |
| Columbia  | 9                         | 2                                  | 82%                         |
| Coos      | 12                        | 0                                  | 100%                        |

# Time to First Permanency Hearing, Looking Back

## **Includes:**

All first permanency hearings held within a given time period

## **Measures:**

- Mean (average) and median days between the dependency petition and the first permanency hearing
- Percent of first permanency hearings that were completed within 425 days of filing

## **• Starting Event:**

- Dependency petition

## **• Closing Event:**

- Final day of the first permanency hearing on the case

# Juvenile Dependency Time to First Permanency Hearing, Looking Back

Oregon Judicial Department  
Juvenile Court Improvement Program  
Summary Report for First Permanency Hearings Held between  
4/1/2019 and 6/30/2019

| Court        | First Permanency Hearings | Mean Days to First Permanency Hearing | Median Days to First Permanency Hearing | % Within 425 Days |
|--------------|---------------------------|---------------------------------------|---|-------------------|
| Umatilla     | 24                        | 347                                   | 390                                     | 100%              |
| Union        | 3                         | 372                                   | 378                                     | 100%              |
| Wallowa      | 3                         | 372                                   | 373                                     | 100%              |
| Wasco        | 8                         | 345                                   | 382                                     | 100%              |
| Washington   | 74                        | 344                                   | 355                                     | 96%               |
| Yamhill      | 8                         | 348                                   | 360                                     | 100%              |
| <b>Total</b> | <b>676</b>                | <b>357</b>                            | <b>364</b>                              | <b>91%</b>        |



# Time to Subsequent Permanency Hearing

## **Includes:**

- All first permanency hearings held within a given time period that were not the first permanency hearing on the case

## **Measures:**

- Mean (average) and median days between a permanency hearing and the most recent prior permanency hearing
- Percent of permanency hearings that were completed within 365 days of the completion of the most recent prior permanency hearing

## **Starting Event:**

- Final day of most recent prior permanency hearing

## **Closing Event:**

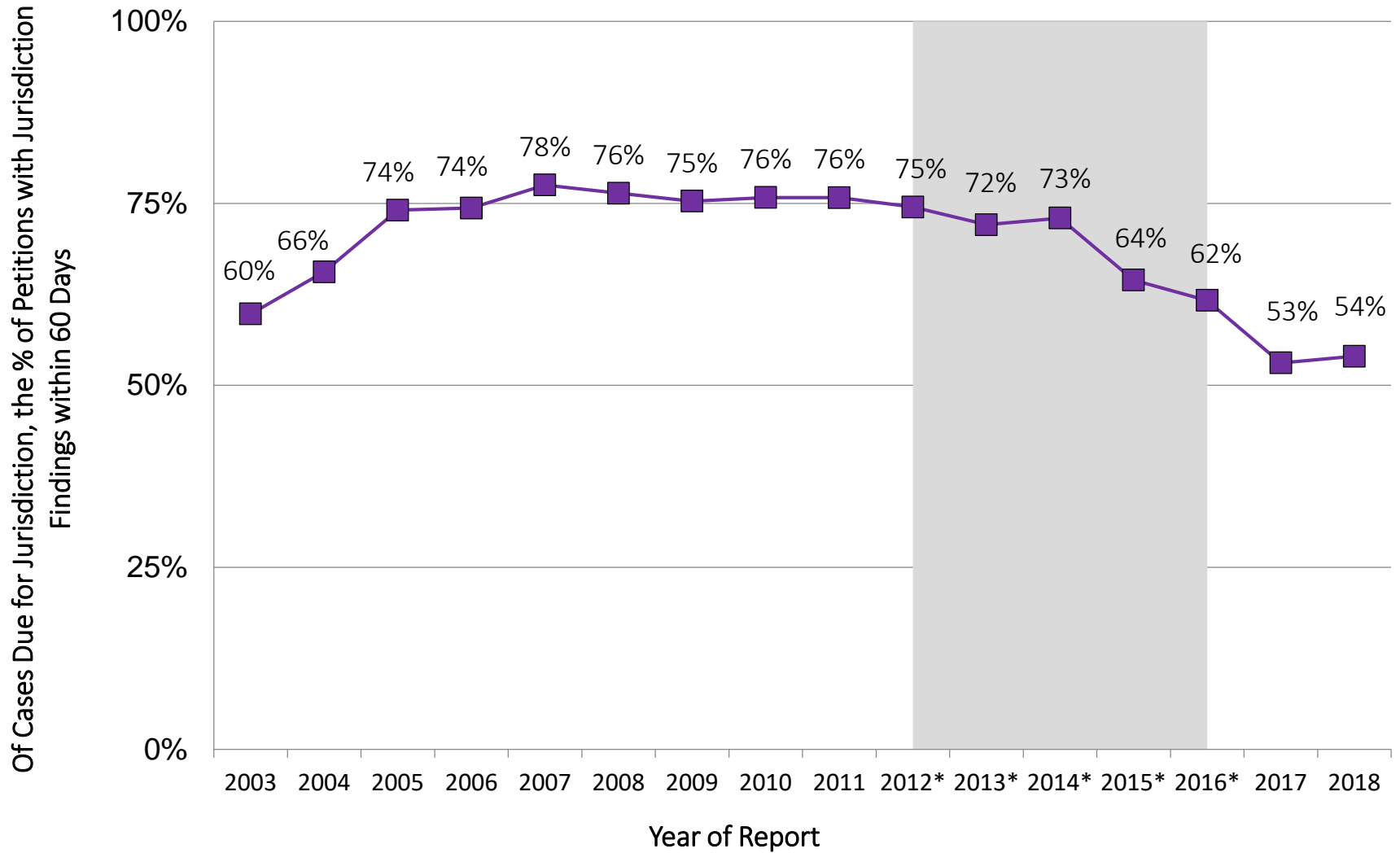
- Final day of permanency hearing

## Juvenile Dependency Time to Subsequent Permanency Hearing

Oregon Judicial Department  
Juvenile Court Improvement Program  
Summary Report for Subsequent Permanency Hearings Held  
between  
4/1/2019 and 6/30/2019

| <b>Court</b> | <b>Subsequent<br/>Permanency<br/>Hearings</b> | <b>Mean Days between<br/>Permanency<br/>Hearings</b> | <b>Median Days<br/>between<br/>Permanency<br/>Hearings</b> | <b>% Within 365<br/>Days</b> |
|--------------|---|--|--|------------------------------|
| Multnomah    | 389   | 264  | 305  | 93%                          |
| Polk         | 14  | 281  | 360  | 100%                         |
| Sherman      | 0   | n/a  | n/a  | n/a                          |
| Tillamook    | 3   | 376  | 371  | 0%                           |
| Umatilla     | 35  | 194  | 175  | 100%                         |
| Union        | 7   | 171  | 192  | 100%                         |
| Wallowa      | 1   | 364  | 364  | 100%                         |
| Wasco        | 12  | 228  | 217  | 100%                         |
| Washington   | 202   | 121  | 104  | 100%                         |
| Wheeler      | 0   | n/a  | n/a  | n/a                          |
| Yamhill      | 16  | 290  | 304  | 88%                          |
| <b>Total</b> | <b>1816</b>                                   | <b>237</b>   | <b>231</b>   | <b>91%</b>                   |

# Time to Jurisdiction, Statewide



\*The gray portion of the chart denotes the time period for which only partial data were available due to Odyssey implementation.

# Time to Permanency Reports Caveats

- The *Time to First Permanency Hearing* and *Time to First Permanency Hearing, Looking Back* reports include only cases filed in Odyssey (i.e., post-go-live)
- The *Time to Subsequent Permanency Hearing* report includes only cases that have had at least one prior permanency hearing held since the court's Odyssey go-live
- The *Time to First Permanency Hearing* report does not include cases that have not held a permanency hearing by the time that the report was run
- If courts do not use the **Multi-Day Hearing** result to record permanency hearings that are continued to be completed another day, their *Time to Subsequent Permanency Hearing* numbers will be inaccurate

# Part IV:

## Time to TPR Reports

# TPR Timeliness

- JCIP has three reports that measure the timeliness of TPR proceedings:

## **1. Time to TPR**

*Percent of TPR cases resolved within 6 months of filing*

## **2. Time to TPR Petition**

*Mean (average) and median days from dependency petition to the filing of TPR petitions on all parents*

## **3. Time to Termination or Relinquishment of Parental Rights**

- *Mean (average) and median days from dependency petition to termination or relinquishment of all parents' parental rights*

# Time to TPR Report

## **Includes:**

- TPR cases due for resolution during time period (i.e., cases filed six months prior)

## **Measures:**

- Percent of cases resolved within 182 days (6 months) of filing

## **Starting Point:**

- Dependency Petition

## **Ending Point:**

- Entry of judgment/order terminating parental rights, denying termination of parental rights, or dismissing the case

# Juvenile Time to TPR

Oregon Judicial Department  
 Juvenile Court Improvement Program  
 Summary Report for TPR Petitions Entered between  
 7/1/2018 and 9/30/2018

| Court      | Time from TPR Petition to Resolution |                               | Total Petitions |
|------------|--------------------------------------|-------------------------------|-----------------|
|            | Within 182 Days                      | Within 270 Days<br>(98% Goal) |                 |
| Umatilla   | 2                                    | 2                             | 2               |
|            | 100%                                 | 100%                          |                 |
| Wasco      | 0                                    | 8                             | 8               |
|            | 0%                                   | 100%                          |                 |
| Washington | 20                                   | 27                            | 28              |
|            | 71%                                  | 96%                           |                 |
| Yamhill    | 2                                    | 2                             | 2               |
|            | 100%                                 | 100%                          |                 |
| Total      | 215                                  | 322                           | 422             |
|            | 51%                                  | 76%                           |                 |



# Time to TPR - Caveats

- Timeliness is measured from the date that the petition is **entered**, rather than the date it is **served**.
- The TPR cases are not considered resolved until one of the following judgment events is entered:
  - Judgment – Terminating Parental Rights
  - Judgment – Denying Termination of Parental Rights
  - Judgment – Dismissal
  - Order – Termination
  - Order - Dismissal

# Time to TPR Petition

## **Includes:**

- All children who, in the time period, had a TPR petition filed against the last parent on the case who had not had a TPR petition filed against them

## **Measures:**

- Mean (average) and median days between dependency petition and the filing of a TPR case against the last parent

## **Starting Event:**

- Dependency petition

## **Closing Event:**

- Date at which TPR petitions have been filed against all parents on the child's dependency case

# Time to Termination or Relinquishment of Parental Rights

## **Includes:**

- All children who, in the time period, had a termination judgment or relinquishment entered against the last parent on the dependency case whose parental rights remained intact

## **Measures:**

- Mean (average) and median days between dependency petition and the entry of termination judgment or relinquishment against the last parent whose parental rights remained intact

## **Starting Event:**

- Dependency petition

## **Closing Event:**

- Date at which termination judgments or relinquishments have been entered against all parents on the child's dependency case

## Juvenile Time to Termination or Relinquishment of Parental Rights

Oregon Judicial Department

Juvenile Court Improvement Program

Summary Report for Terminations and Relinquishments Entered  
between

4/1/2019 and 6/30/2019

| <b>Court</b> | <b>Cases</b> | <b>Mean Days to Termination or Relinquishment</b> | <b>Median Days to Termination or Relinquishment</b> |
|--------------|--------------|---|---|
| Baker        | 0            | n/a   | n/a   |
| Benton       | 0            | n/a   | n/a   |
| Clackamas    | 4            | 741   | 753   |
| Clatsop      | 3            | 829   | 900   |
| Columbia     | 0            | n/a   | n/a   |
| Coos         | 10           | 596   | 674   |
| Crook        | 0            | n/a   | n/a   |
| Curry        | 2            | 501   | 501   |
| Deschutes    | 2            | 690   | 690   |

# Time to TPR Petition & Time to Termination or Relinquishment: Caveats

- Reports capture only TPR cases where the parent and child Odyssey party records are the same as those on the dependency case
- If a court has very few cases appearing on the *Time to TPR Petition* or *Time to Termination or Relinquishment of Parental Rights* reports, it may be because the court is not using the dependency party records for the TPR case
- JCIP can provide exception reports that identify TPR cases that are not appearing on the reports
- If parties are not filing relinquishments with the court, or if the court is not entering the relinquishment onto the TPR case, cases where the parent(s) relinquish will not appear on the *Time to Termination or Relinquishment* report

# Part V:

## Future JCIP Reports

# Future JCIP Reports

- Party / attorney attendance at hearings
- Timeliness of permanency by outcome (reunification, adoption, guardianship)
- All wards of the court / all children in foster care report
- Continued / rescheduled hearings
- [Juvenile Dashboard](#)

# Future JCIP Reports

- What other reports would be helpful to you?
- How could JCIP make its existing reports more useful?



# Questions?

Yousef Allouzi

Data Analyst

Juvenile Court Improvement Program

Oregon Judicial Department

503-986-5139

[Yousef.K.Allouzi@ojd.state.or.us](mailto:Yousef.K.Allouzi@ojd.state.or.us)