OYA Case Management: Youth Progress, Trajectories, and Transition

Juvenile Justice Summit • November 6, 2026

Jeremy Weldon, Oregon Youth Authority
Hayley Tews, PhD, Oregon Youth Authority

What are we trying to understand?

Where is this youth now?

What should we focus on?

What would meaningful change look like?

How do we know change is happening?

What does readiness for the next setting look like?

A developmental lens

Youth arrive with different histories, strengths, needs, circumstances, and legal considerations.

Positive Human Development helps OYA ask what skills, supports, and opportunities help a youth move forward.



The youth's trajectory matters because change is developmental, not just procedural.

Participation, development, and demonstrated change

Participation

What did the youth engage in?

Examples: groups, treatment, school, work, structured services.

Development

What skills or capacities are changing?

Examples: emotion regulation, future orientation, personal responsibility.

Demonstration

Can the youth use those skills consistently in real situations?

This is where change becomes visible.

Completion tells us what a youth participated in. Demonstrated change tells us what a youth can use over time.

The case management framework

Transition readiness runs throughout the cycle

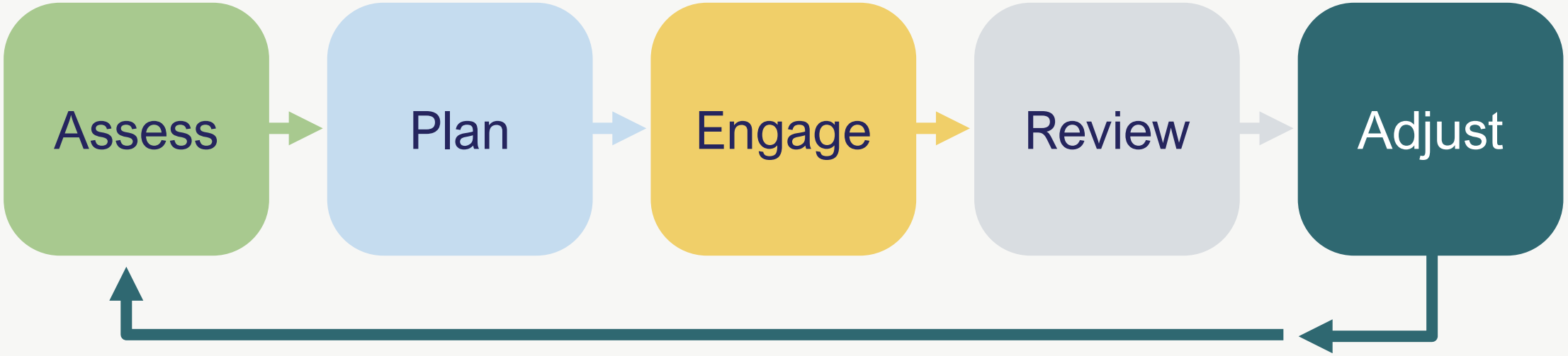

Creates a clearer connection between what we know, what we do, and what we decide.

From assessment to an individualized plan

Assessment information	Risk, needs, strengths, development, and source information
Priority focus	What should the youth and team work on first?
Transition criteria	What evidence would matter for readiness?
Case-plan goals	What actions, supports, and interventions move the youth forward?

The case plan should make visible why an area is a priority and what progress would look like.

General PSR trajectory

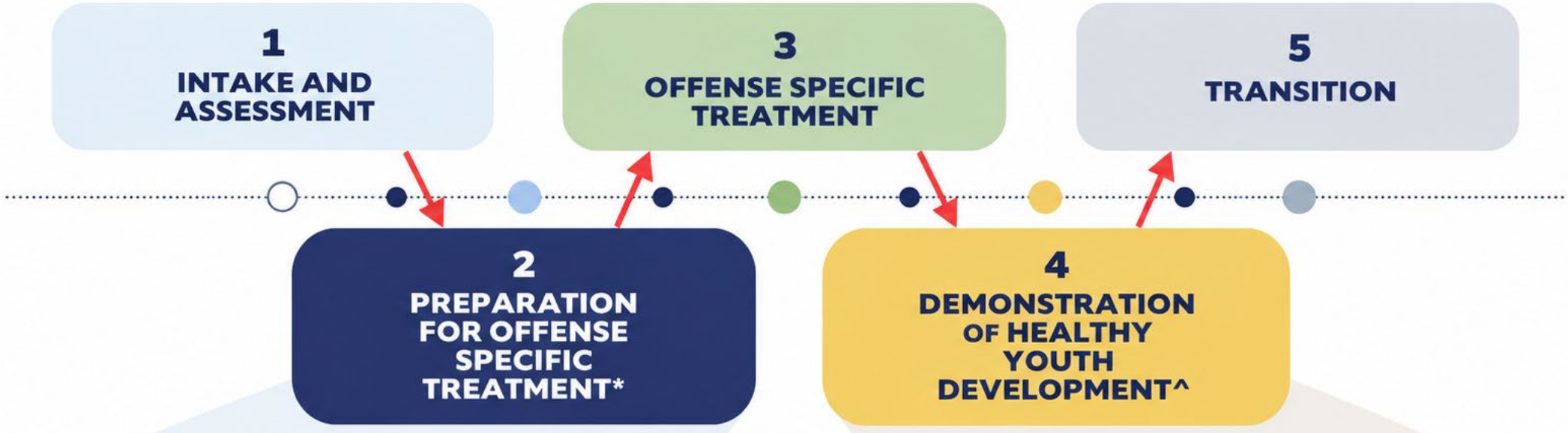

Preparation for offense specific treatment is determined by youth need and ability. Readiness for advanced treatment, may be indicated by:

- Engagement in Safer Community Skill Development
- Completion of SUD treatment
- Engagement one-on-one counseling
- Meeting unit expectations
- Engagement in education/vocation

After completing Power Source, it is time to demonstrate the skills that you have developed and contribute to your living unit and facility community. Here are some examples of what that could look like:

- Peer leader on your unit
- Role modeling positive behavior and practicing your skills
- Co-facilitating treatment/skills groups
- Staying out of the drama
- Progress in education and job skills
- Efforts to paying off restitution

*Actual time depends on youth need and engagement
^Actual time depends on severity of the offense

What do we mean by progress?

> “They’re doing really well.”

That may be true, but it is not specific enough by itself.

What changed?

What evidence do we have?

How consistently is it demonstrated?

Across what situations or settings?

What still needs work?

Progress should be described as observable change over time, not just a general impression.

Review, reassess, adjust

Assessment

Case-plan progress

Treatment / services

Youth perspective

Progress Review

Are we still working on the right things?

Behavior and safety

Education / vocation

Family / community

Transition readiness

Review is the place where information is pulled together and the plan is adjusted when needed.

Transition readiness is multidimensional

Reason for commitment

Development

Treatment & progress

Risk & safety

Structured criteria do not make the decision. They organize the evidence.

Community supports

Victim / community considerations

Individual circumstances

Our goal is consistency while acknowledging that not every youth, case, or transition question is the same.

Transition Process with ACR

Multi-Disciplinary Team

- Youth
- JPPO
- CC
- Family
- QMHP
- Other Support People

Parole Review Committee

- Field Supervisor
- Facility Superintendent

Agency Case Review

- Assistant Director, Community Services
- Assistant Director, Facility Services
- Director, Office of Inclusion and Intercultural Relations

Making the process understandable to youth

Youth should know what they are working toward.

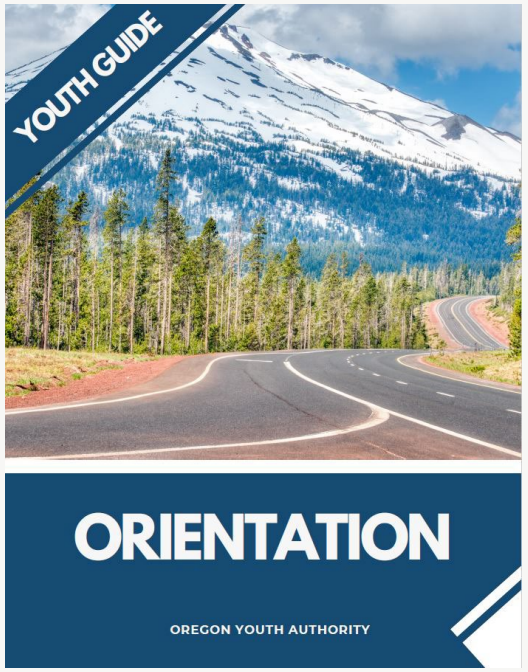

Orientation



Develop Your Plan

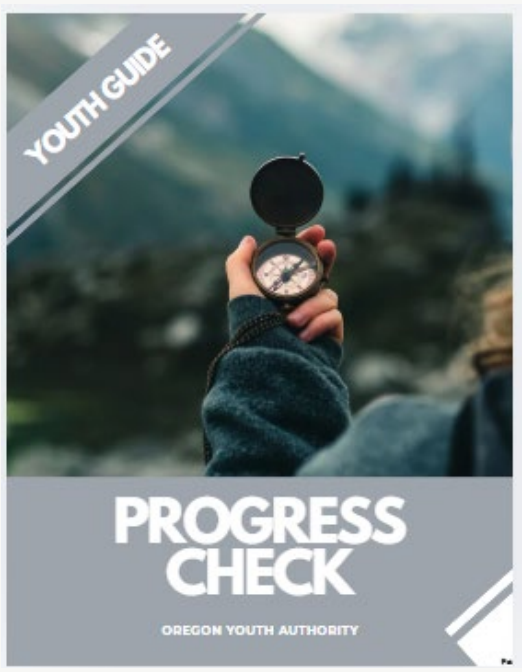

Progress Check

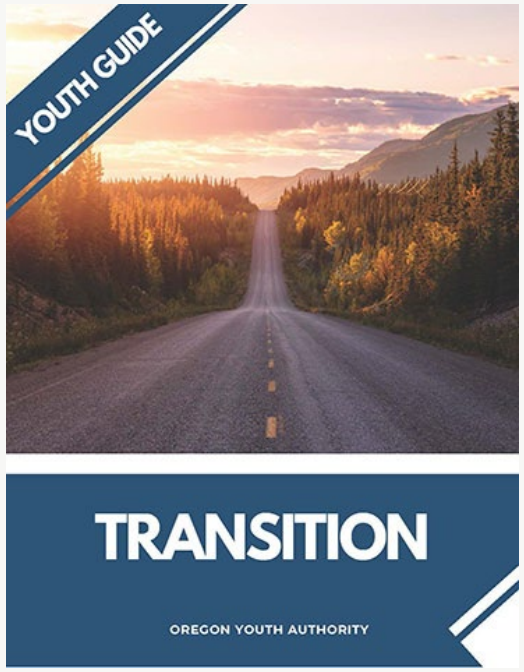

Transition

If youth are expected to take ownership of their progress, the process has to be understandable to them.

What OYA is trying to improve

1. Clearer connection between assessment and planning
2. Earlier course correction when progress slows
3. Better evidence of demonstrated change
4. More consistent and explainable transition decisions

The objective is not more documentation for its own sake. It is better information at the points where people need it.

Three takeaways

1. **Youth development is individual and dynamic.**
2. **Case management should connect assessment, planning, intervention, and demonstrated progress.**
3. **Transition decisions should be individualized, structured, and explainable.**

The common thread is connection: what we know, what we do, what we observe, and what we decide.

Questions & Discussion

Jeremy Weldon, Oregon Youth Authority
Hayley Tews, PhD, Oregon Youth Authority

Backup: ACR process

OYA Agency Case Review Process (ACR)

Juvenile courts don't give youth specific "sentences" or release dates – the amount of time you'll be incarcerated is based on your criminal history, individual needs, and the effort you put into making progress toward treatment goals and holding yourself accountable for your actions. If you were convicted as an adult, you have a specific sentence determined by the court.

How are transition decisions made?

1. Your **MDT (multidisciplinary team** – team of staff members, advocates, family, and treatment team that meets with you about your case every 90 days) decides you are ready to be released from a correctional facility and go to a Camp, residential transition program, or to return to the community. You will have completed treatment, built skills, and completed other individual goals to show you're ready to return to the community.

2. The MDT sends their recommendation to the **Parole Review Committee (PRC)**. The Parole Review Committee includes the superintendent of your correctional facility and the parole and probation supervisor from the county where you were in court. They look at the MDT recommendation, ask questions, and make a decision.

   If you were committed for a very serious crime and/or are classified as "PSR - Public Safety Reserve", another level of review happens before you transition out of a correctional facility. If you aren't sure, you can ask your MDT or parole officer if you are a PSR case.

3. If you are a PSR case, the Parole Review Committee makes a recommendation to the **Agency Case Review (ACR) Committee**. They review your background and a portfolio of documents that demonstrate your progress. The ACR is the final decisionmaker. This committee's job is to use an agency-wide perspective to consider and approve or deny transition and release decisions for youth with the most serious offenses. ACR takes community impact, victim/survivor dynamics, potential risk to the community, treatment and progress, parole readiness, and other major considerations into account.

Backup: ACR considerations

Who is on the ACR Committee?

The ACR Committee includes the Assistant Director of Facility Services, Assistant Director of Community Services, and the Director of the Office of Inclusion and Intercultural Relations (OIIR).

How are decisions made?

Parole readiness for youth considered by ACR is focused on the following:

- high ratings in the Healthy Youth Development Domain that are sustained over time. These demonstrate progress toward maturity, emotional regulation, and the ability to be safe in the community.
- engagement in and completion of assigned services and goals, and
- recognition of the impact of their crime on victim/survivor(s) and community.

What does ACR consider?

Criteria	Expectation/Timeline
The youth's **efforts, participation in and progress** on treatment, educational, vocational and behavioral goals	Completion of offense specific treatment • Stages of Accomplishment or • Power Source Active participation and progress in education, vocation, and behavioral goals.
Whether the youth has made and agrees to continue to make **restitution** to the victim	Reasonable effort to pay restitution, considering: • How long it has been • Opportunities to earn money • Financial support, or lack thereof, from others • The balance of saving for independence If you have a remaining balance, what is your plan for continuing payment in their next placement.
Available community resources that support continued development and safe placement availability	This one is outside of your control but will help your MDT make a recommendation on where you go after here.
The **threat of harm** the youth represents to self or others	No violent Youth Incident Reports (YIRs) for a minimum of 6 months. This means no physical aggression toward people and no major property damage.
The **impact** of the youth's release **on the victim and the community**	As part of your offense specific treatment work you will be asked to complete a Letter of Responsibility or Clarification Letter. This is not a place to ask for forgiveness, but it is a place for you to talk about what you have learned and what you understand about how the crime impacted any victims/survivors or the community. How are you going to make different choices in the future?
Any applicable predictive data tools	This one is outside of your control but will help your MDT make a recommendation on where you go after here.
The youth's **demonstrated development** of the markers **of psychosocial maturity**	Ratings of 4s or 5s for a minimum of 6 months and up to 18 months, depending on the severity of the crime, following offense specific treatment. If your crime involved a loss of life, you will be expected to demonstrate Healthy Youth Development Skills for around 18 months after you complete Power Source. Your MDT knows your case and will help you understand this expectation for your circumstances.
Any other factors or circumstances deemed relevant by OYA based on the individual characteristics and circumstances of the youth	Every youth that OYA works with has a different background, abilities, and circumstances. The ACR Committee will consider your individual circumstances when reviewing your case and making their decision.

Will my parole conditions be different because I am PSR?

Your Juvenile Parole and Probation Officer (JPPO) will check in with you more frequently right after you parole.

- For the first 30 days, your JPPO will contact you every week and see you in person every other week
- Days 31-90, your JPPO or someone from OYA will see you in person every other week

After 90 days, your JPPO will determine how often they need to see you based on how you are doing.

Backup: Youth guide example

INTERACTIVE YOUTH GUIDES

We have created these interactive guides specifically to support you on your journey. The guides are designed to help you recognize your individuality and experiences, so that you can advocate for yourself. This is a space for you to collect your thoughts, feelings, dreams, and even challenges you're facing.

Every Page is a Step Forward

Completing each page is like taking a step forward. You're making progress, and that's what counts.

Dreams and Goals



Use the guides to think about your future life and turn those dreams into achievable goals. It's like creating a roadmap for the future you want.

Explore Your Strengths



Discover your strengths. The guides are a tool to help you recognize and build upon the awesome things that make you who you are.

Reflect and Grow



There are reflection exercises that might make you think a bit deeper about yourself and some of the things that brought you to an OYA facility. It's a chance for personal growth and understanding.

Remember that it's not about filling the pages. It's about using the pages to think about yourself and your future in a positive way your time, your guides - let's make it count!

