



Oregon Judicial Department

Unrepresented Crisis – August 2025

Key Insights

[Unrepresented Trends](#)

The total number of unrepresented persons and unrepresented cases decreased August 1, 2025, with 3,758 unrepresented persons and 4,105 unrepresented cases – the third straight month of decline ([Figure 1](#) and [Figure 2](#)). Since September 1, 2024, the number of unrepresented persons has increased by 4.1% and the number of unrepresented cases has increased by 3.8%. Daily updates are available on the [Unrepresented Dashboard](#) on the OJD website.

For the fifth consecutive month, the number of cases exiting the unrepresented list exceeded the number of cases entering the list ([Figure 3](#)). However, fewer cases exited the unrepresented list in July 2025 compared to June 2025.

[Unrepresented – Out-of-Custody](#)

The average number of days a person with an out-of-custody felony case is unrepresented continues to increase steadily, to an average of 144 days in July 2025. The average number of days an out-of-custody misdemeanor case is unrepresented increased slightly to an average of 84 days ([Figure 4](#)).

[Unrepresented – In-Custody](#)

The average number of days a person is unrepresented and in custody on any case increased to an average of 21 days in July 2025 – up 50% since April 2025 but below the peak of 27 days in November 2024 ([Figure 5](#)).

[Criminal Case Filings](#)

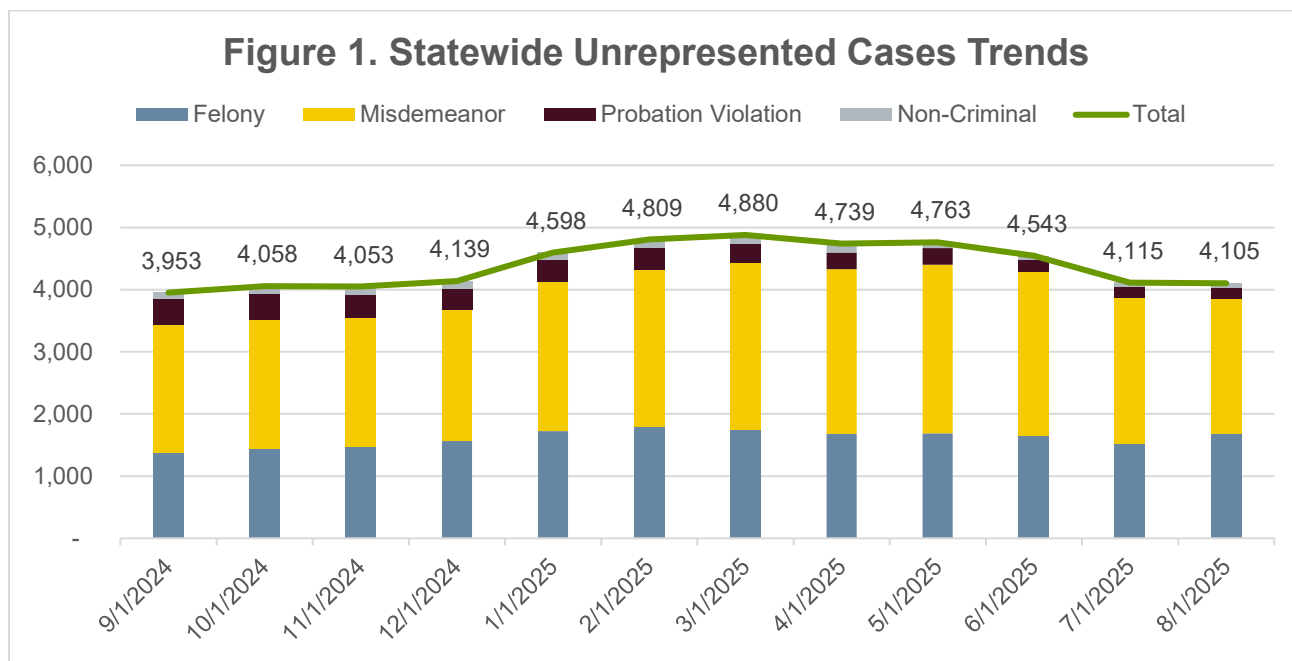
Criminal case filings increased 12.4% from June 2025 to 6,199 criminal cases filed in July 2025, the highest number of filings than any month in the past 12 months ([Figure 6](#)). Felony filings increased 9% from the previous month and misdemeanor filings increased 13.8%.

[Unrepresented by County](#)

Multnomah, Washington, Jackson, Marion, Douglas, Coos, and Klamath counties continue to have the highest number of unrepresented persons in Oregon ([Figure 7](#)). Multnomah, Jackson, and Marion counties saw an increase in the number of unrepresented persons between July 1 and August 2025, while the other counties saw a decrease.

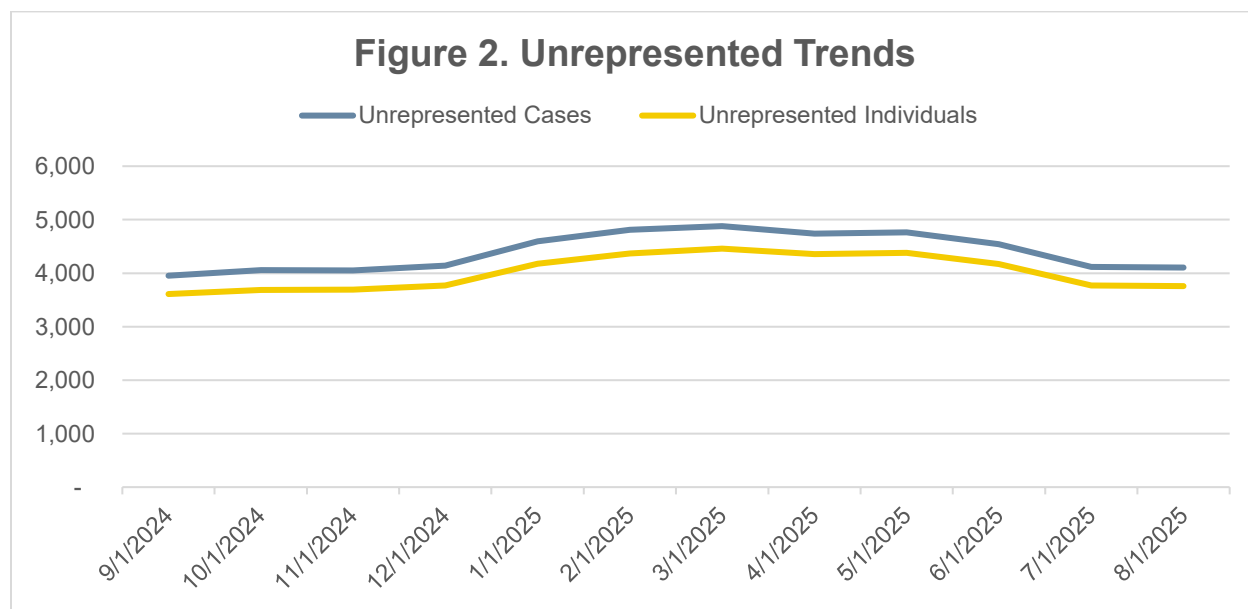
Unrepresented Trends

Figure 1 shows the number of unrepresented cases by case type. The number of unrepresented cases decreased slightly to 4,105 cases on August 1, 2025. This is the third month in a row where the overall statewide number of unrepresented cases decreased.



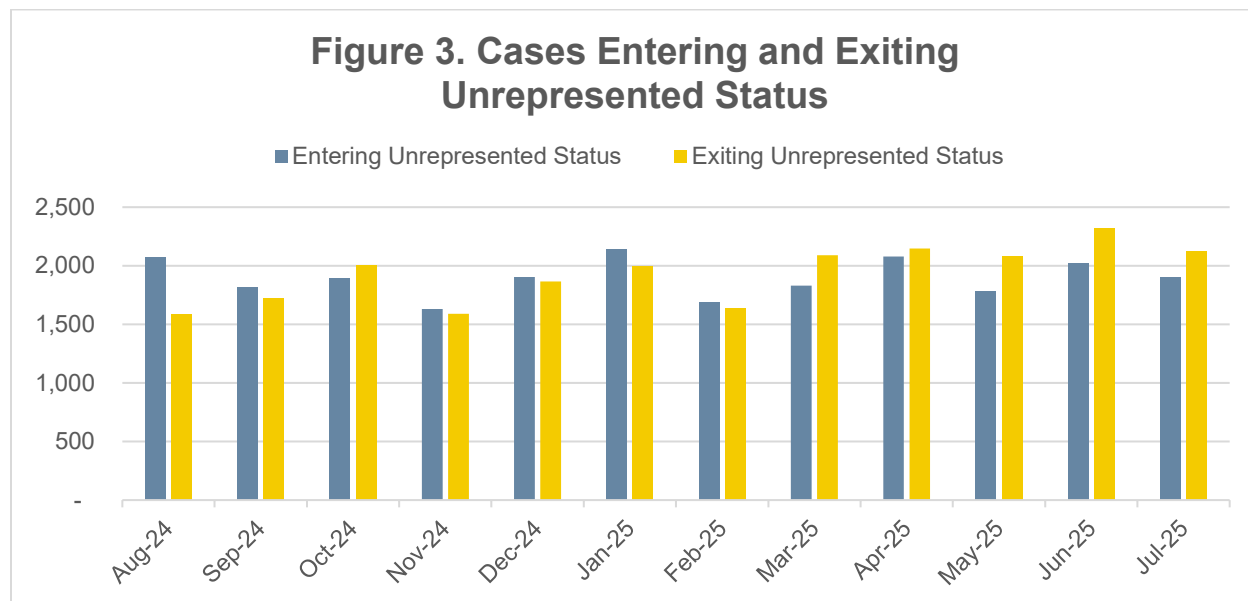
Source: OJD Odyssey Data (eCourt).

Figure 2 shows the number of unrepresented cases and unrepresented individuals. The number of unrepresented individuals decreased slightly to 3,758 individuals on August 1, 2025.



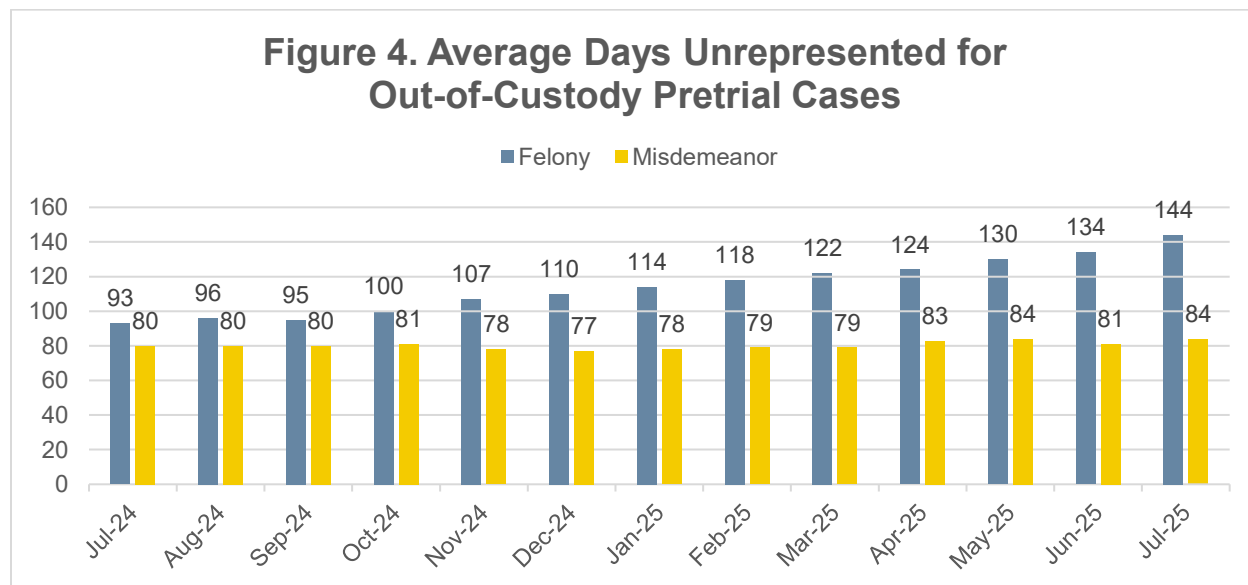
Source: OJD Odyssey Data (eCourt).

Figure 3 shows the number of cases entering and exiting the unrepresented list each month. July 2025 marks the fifth month in a row where more cases exited the unrepresented list than entered. However, fewer cases entered and exited the unrepresented list in July 2025 than in June 2025.



Unrepresented – Out of Custody

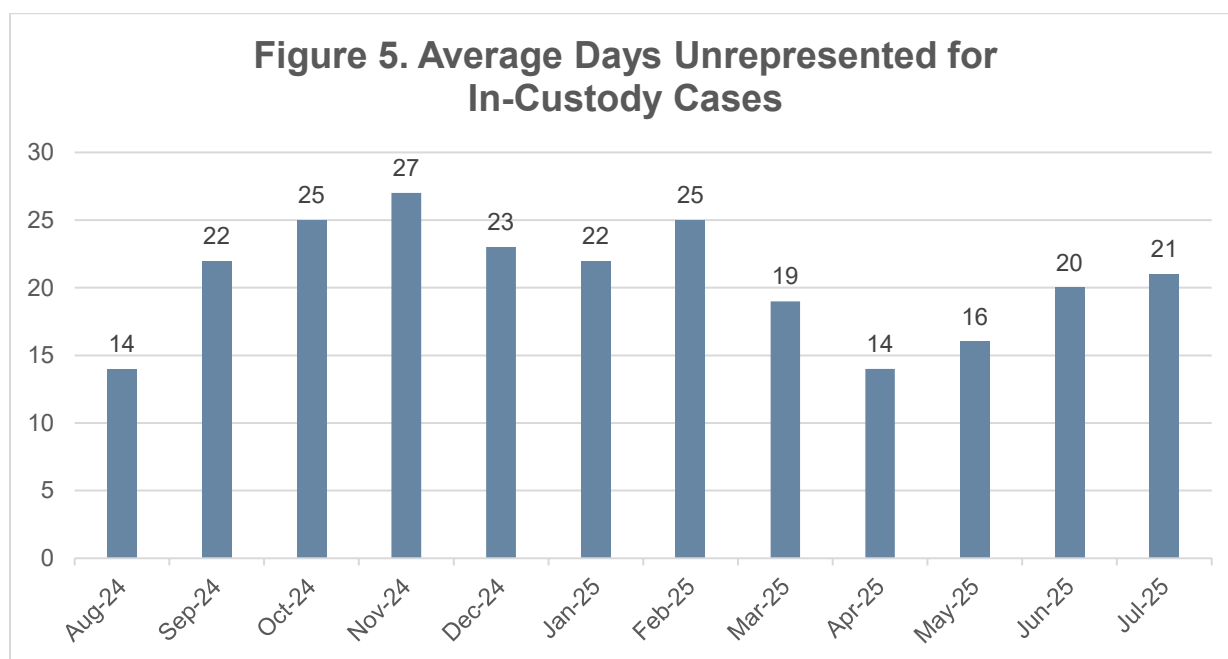
Figure 4 shows trends in the average days an out-of-custody felony or misdemeanor case is unrepresented by month. The average number of days an out-of-custody felony case is unrepresented continues to increase, reaching a new high of an average of 144 days. The average days an out-of-custody misdemeanor case is unrepresented increased slightly to an average of 84 days.



Unrepresented – In-Custody

Figure 5 shows trends in the average number of days a person is both in custody and is unrepresented in any case. The average number of days a person is unrepresented and in custody on any case increased to an average of 21 days in July 2025 – up 50% from the 12-month low in April 2025.

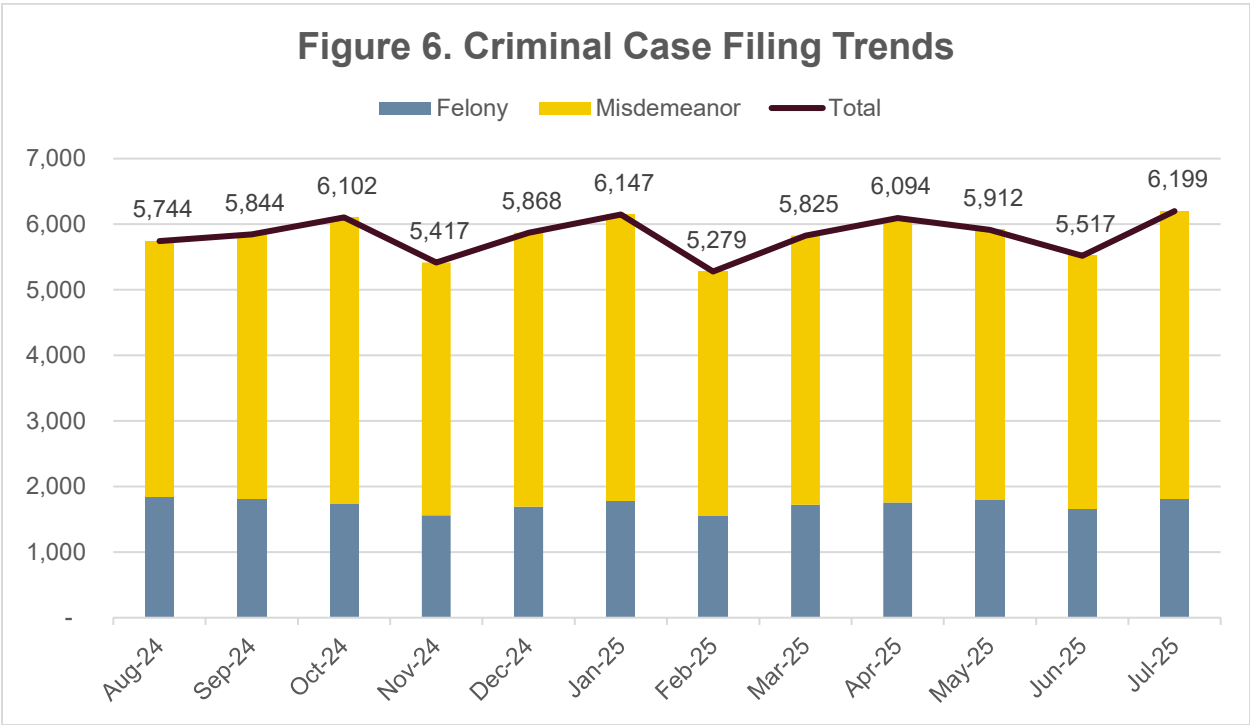
This chart primarily consists of people who are in custody and are unrepresented either on that in-custody case, another in-custody case, or an out-of-custody case. Because of the variety of circumstances in which being represented and unrepresented in different cases can occur while a person is in custody, this creates complexity in ensuring a person has appointed counsel on all their pending cases. If a person is being held in custody for reasons other than the unrepresented case, they may not be prioritized for appointment of counsel by OPDC because they will remain in custody for other reasons.



Source: OJD Odyssey Data (eCourt).

Criminal Case Filings

Figure 6 shows the criminal case filing trends since August 2024. The number of criminal cases filed in July 2025 increased to 6,199 cases, a 12.4% increase from June 2025.

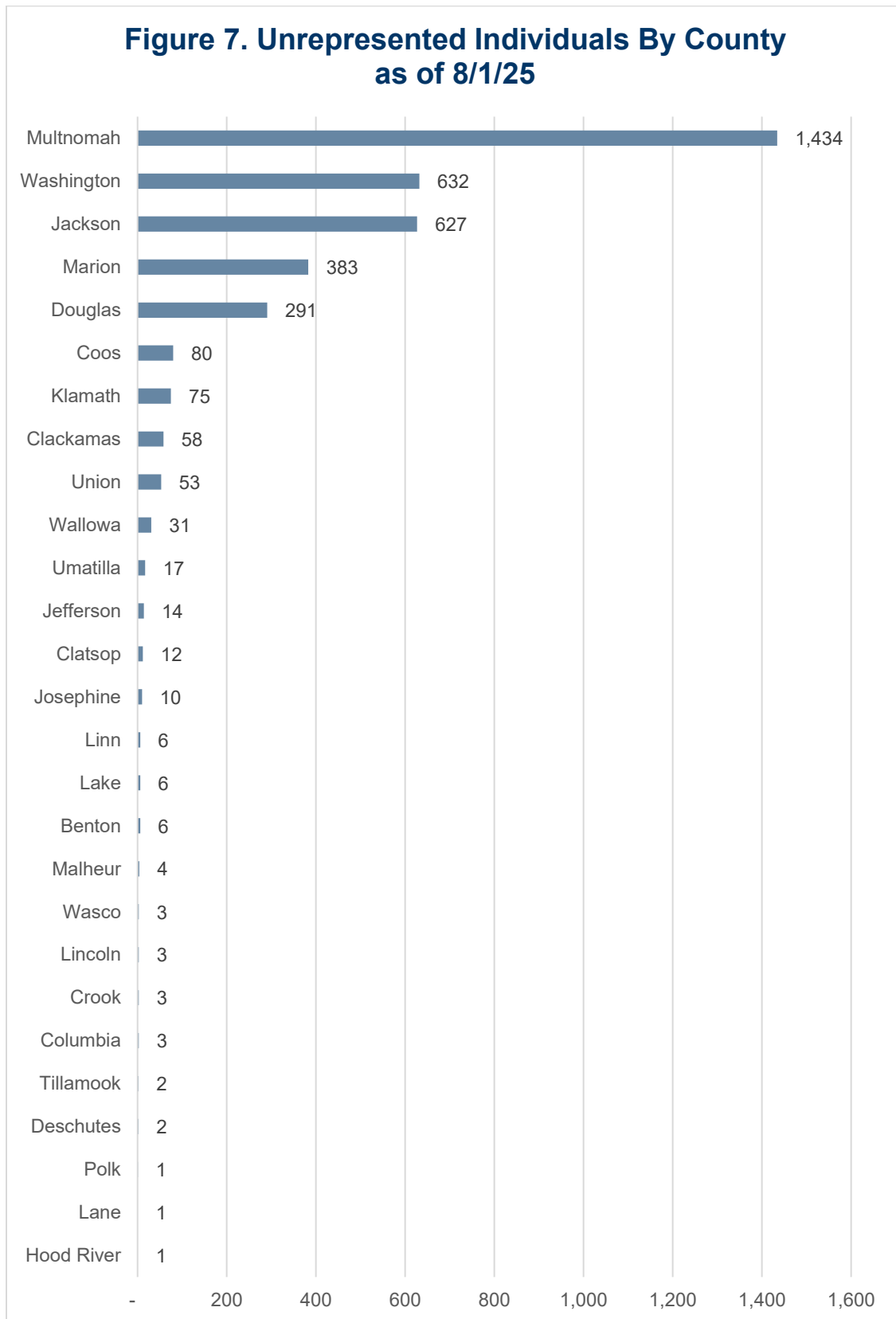


Source: OJD Odyssey Data (eCourt).

Unrepresented by County

Figure 7 shows the number of unrepresented persons by county as of August 1, 2025. Multnomah, Washington, Jackson, Marion, Douglas, Coos, and Klamath counties continue to have the highest number of unrepresented persons. The number of unrepresented persons changes day-to-day, and defense providers are more likely to have fulfilled their monthly MAC near the end of the month. This means the number of unrepresented persons as of the first of each month typically is higher than the total number of unrepresented persons in the middle of the month.

While Multnomah, Jackson, and Marion all saw increases in the number of unrepresented persons from July 1, 2025, to August 1, 2025, as of August 21, 2025, all three counties have seen a decrease since July 1. Clackamas County continues to see a higher number of unrepresented persons by the first of each month; however, the numbers decrease significantly by mid-month.



Source: OJD Odyssey Data (eCourt).