



# Oregon Judicial Department

## Unrepresented Crisis – July 2025

### Key Insights

#### [Unrepresented Trends](#)

The total number of unrepresented persons and unrepresented cases decreased July 1, 2025, with 3,798 unrepresented persons and 4,150 unrepresented cases – the third straight month of decline ([Figure 1](#) and [Figure 2](#)). Since August 1, 2024, the number of unrepresented persons has increased 15% and the number of unrepresented cases has increased 14%. Daily updates are available on the [Unrepresented Dashboard](#) on the OJD website.

More cases exited the unrepresented list in June 2025 than any month in the past 12 months ([Figure 3](#)). However, there was an increase in both the number of cases entering and exiting the unrepresented list since May 2025.

#### [Unrepresented – Out of Custody](#)

The average number of days a person with an out-of-custody felony case is unrepresented continues to increase to an average of 134 days in June 2025. The average number of days an out-of-custody misdemeanor is unrepresented decreased slightly to an average of 81 days ([Figure 4](#)).

#### [Unrepresented – In Custody](#)

The average number of days a person is unrepresented and in custody on any case increased to an average of 20 days in June 2025 ([Figure 5](#)).

#### [Criminal Case Filings](#)

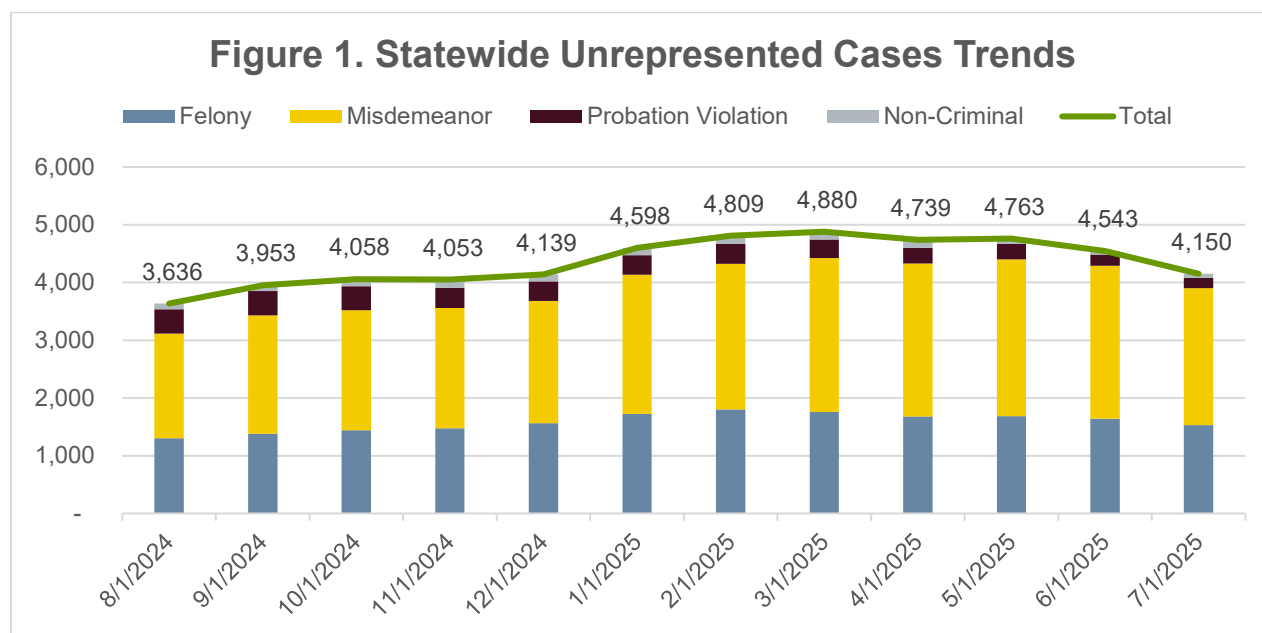
Criminal case filings decreased 5.3% from May 2025 to 5,499 criminal cases filed in June 2025. ([Figure 6](#)).

#### [Unrepresented by County](#)

Multnomah, Washington, Jackson, Marion, Douglas, Coos, and Klamath counties continue to have the highest number of unrepresented persons in Oregon ([Figure 7](#)). All but Klamath saw a decrease in the number of unrepresented persons between June 1 and July 1, 2025. Clackamas County saw an increase in unrepresented cases in the last week of June due in part to delays in finalizing the contract extension; however, their numbers have since decreased significantly.

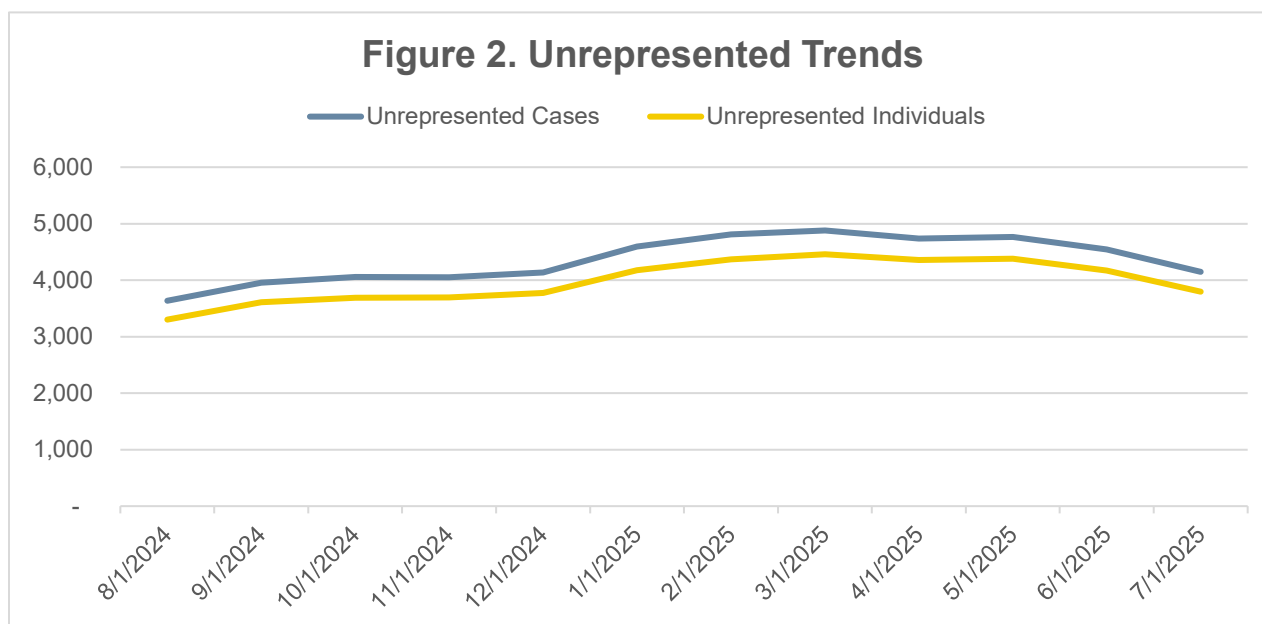
## Unrepresented Trends

**Figure 1** shows the number of unrepresented cases by case type. The number of unrepresented cases decreased to 4,150 cases on July 1, 2025, an 8.7% decrease since June 1, 2025. This marks the second month in a row where the overall statewide number of unrepresented cases decreased.



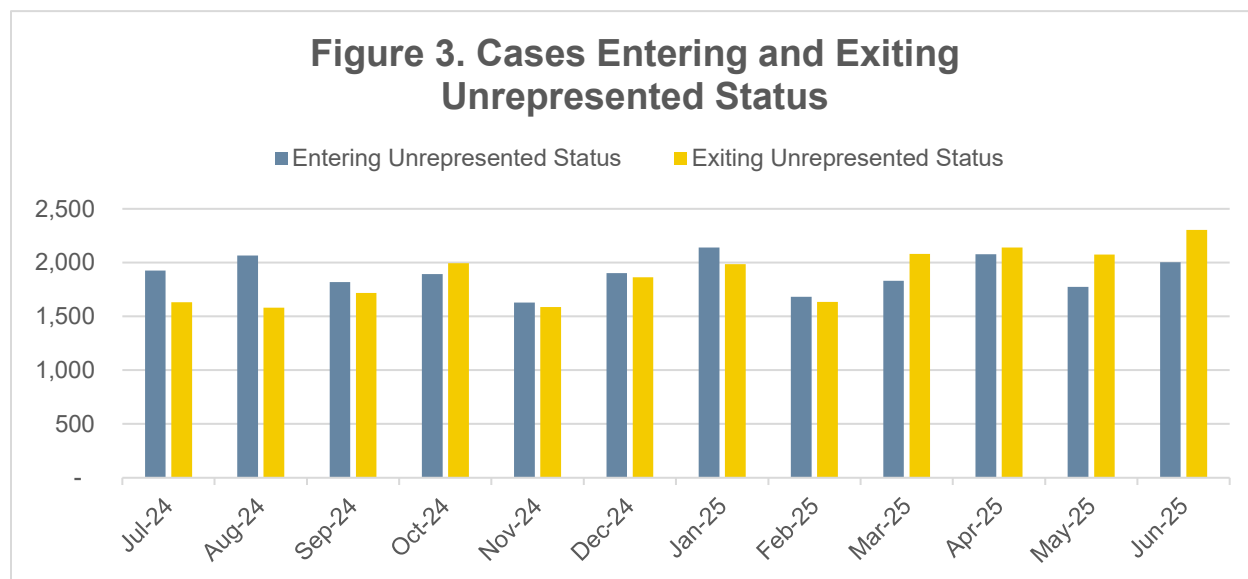
Source: OJD Odyssey Data (eCourt).

**Figure 2** shows the number of unrepresented cases and unrepresented individuals. The number of unrepresented individuals decreased to 3,798 individuals on July 1, 2025, an 8.9% decrease from June 1, 2025.



Source: OJD Odyssey Data (eCourt).

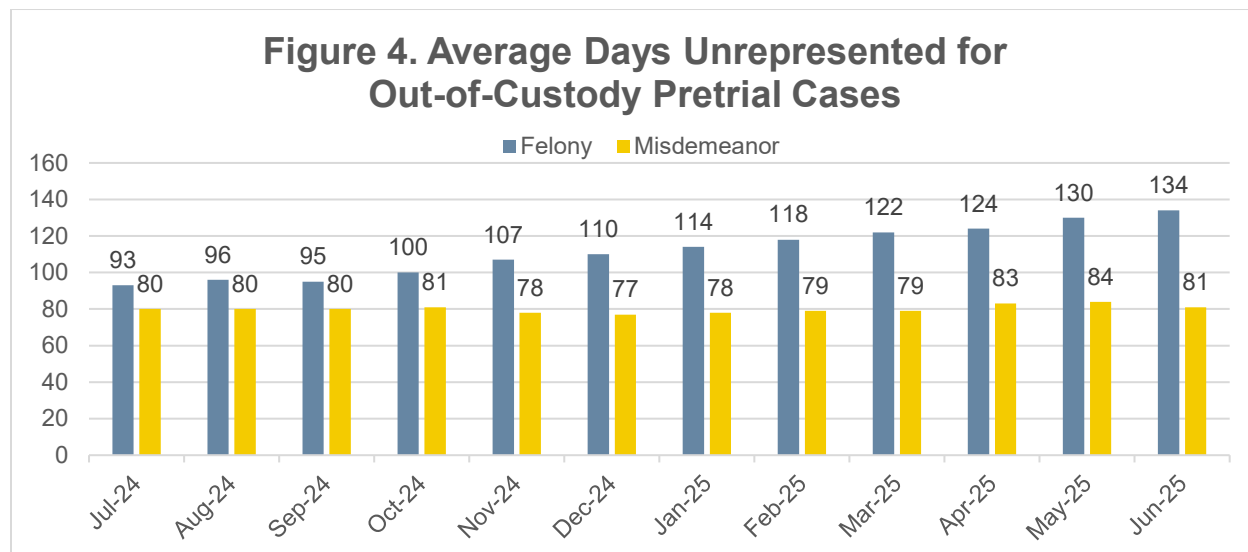
**Figure 3** shows the number of cases entering and exiting the unrepresented list each month. For the fourth month in a row more cases exited the unrepresented list than entered. The number of cases exiting the unrepresented list increased between May 2025 and June 2025; however, the number of cases added to the unrepresented list also increased.



Source: OJD Odyssey Data (eCourt).

## Unrepresented – Out of Custody

**Figure 4** shows trends in the average days an out-of-custody felony or misdemeanor case is unrepresented by month. The average number of days an out-of-custody felony is unrepresented has increased every month for the past ten months, reaching a new high of an average of 134 days. The average continues to increase because older cases on the unrepresented list continue to age and have not been appointed counsel. The average days an out-of-custody misdemeanor is unrepresented decreased to an average of 81 days.

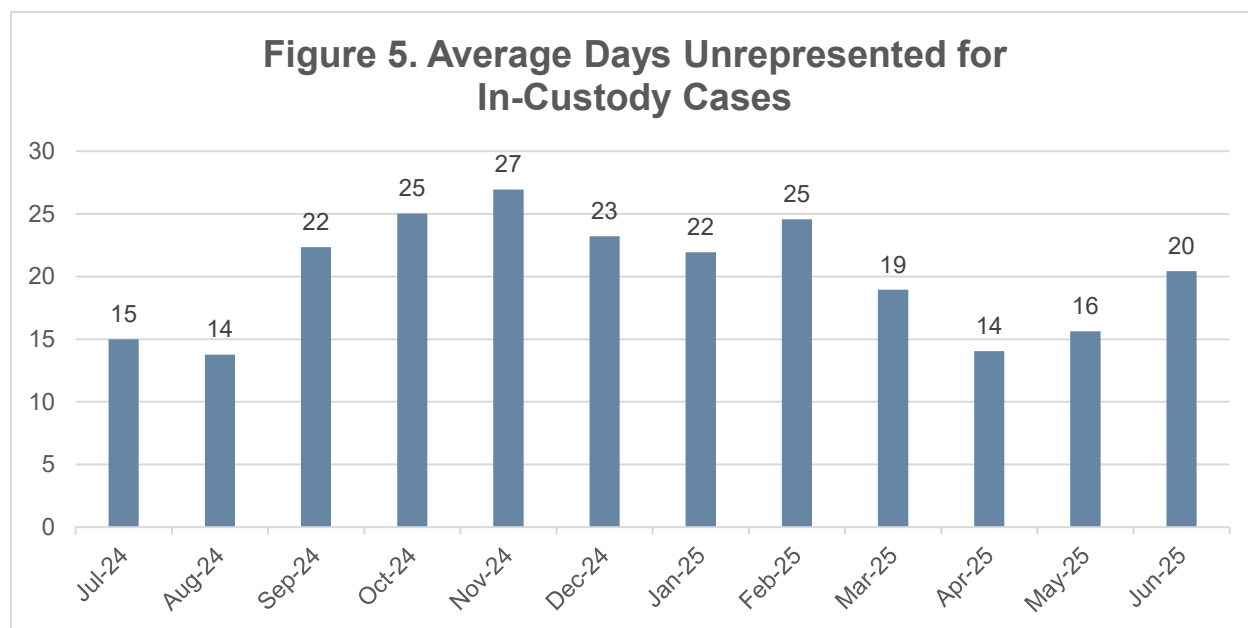


Source: OJD Odyssey Data (eCourt).

## Unrepresented – In Custody

**Figure 5** shows trends in the average number of days a person is both in custody and is unrepresented in any case. The average number of days a person is unrepresented and in custody on any case increased to an average of 20 days in June 2025.

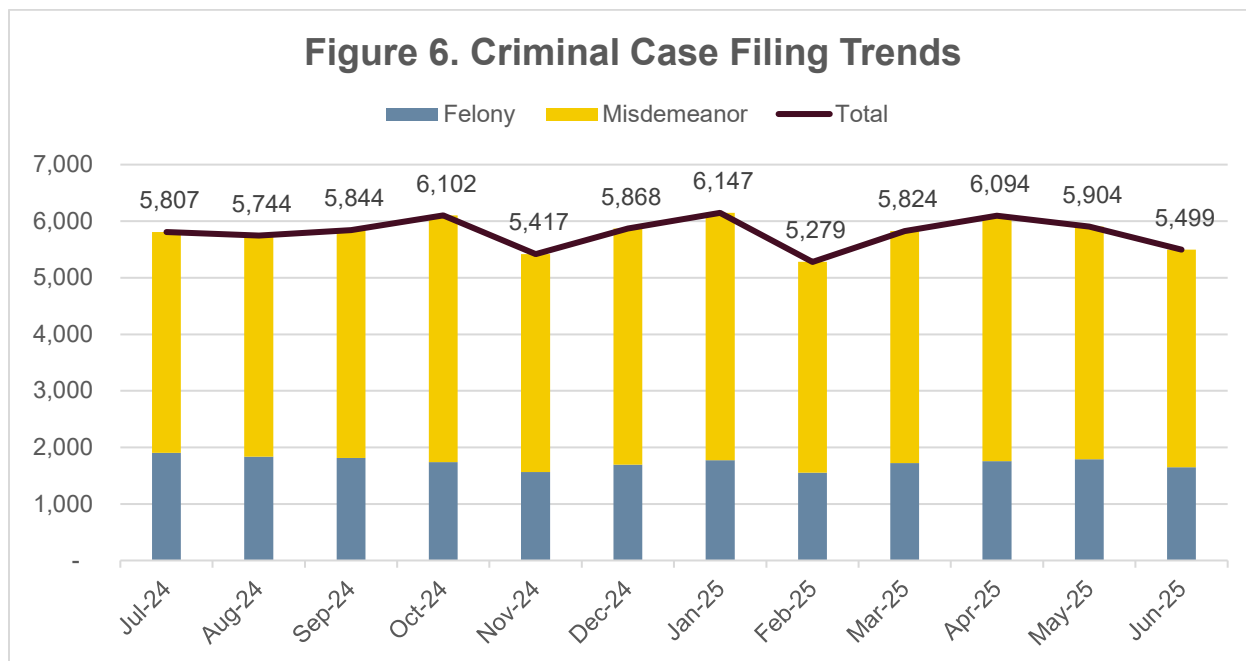
This chart primarily consists of people who are in custody and are unrepresented either on that in-custody case, another in-custody case, or an out-of-custody case. Because of the variety of circumstances in which being represented and unrepresented in different cases can occur while a person is in custody, this creates complexity in ensuring a person has appointed counsel on all their pending cases. If a person is being held in custody for reasons other than the unrepresented case, they may not be prioritized for appointment of counsel by OPDC because they will remain in custody for other reasons.



Source: OJD Odyssey Data (eCourt).

## Criminal Case Filings

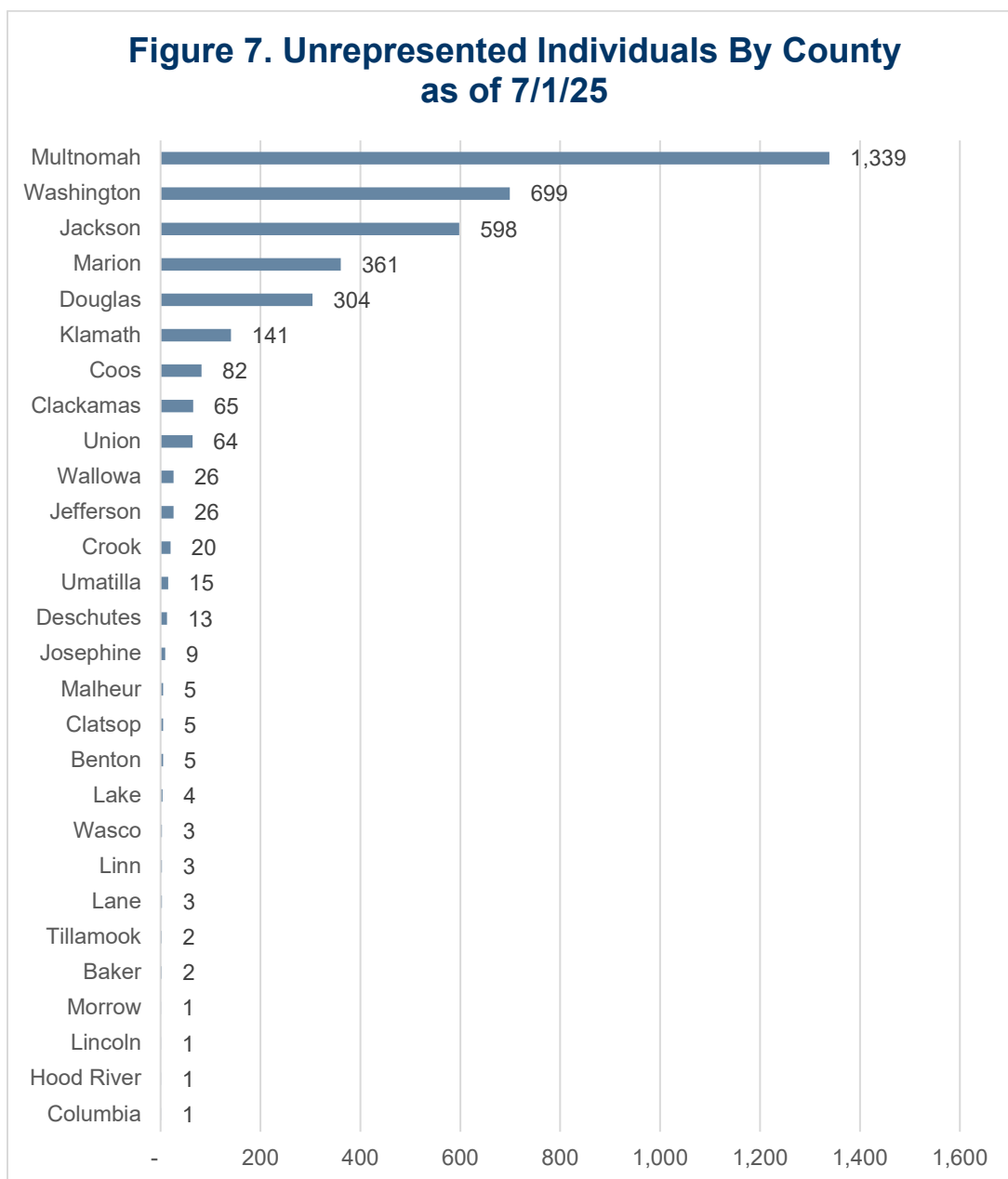
**Figure 6** shows the criminal case filing trends since July 2024. The number of criminal cases filed in June 2025 decreased to 5,499 cases, a 5.3% decrease since July 2024.



Source: OJD Odyssey Data (eCourt).

## Unrepresented by County

**Figure 7** shows the number of unrepresented persons by county as of July 1, 2025. Multnomah, Washington, Jackson, Marion, Douglas, Coos, and Klamath counties continue to have the highest numbers of unrepresented persons, although most of them saw significant declines in their unrepresented population. Clackamas saw an increase in unrepresented persons at the end of June, due in part to delays in finalizing the contract extension between OPDC and the local consortium. Once the extension was in place, the consortium was able to quickly assign attorneys and on July 17, Clackamas had five unrepresented cases (excluding cases in active warrant status). Klamath saw a 41% increase in unrepresented persons between June 1, 2025, and July 1, 2025. The cause is not immediately clear.



Source: OJD Odyssey Data (eCourt).