



Oregon Circuit Courts Juvenile Dependency Statistics [?]

4,186
Cases Filed

13,799
Cases Pending (End of Time Period)

6,219
Cases Closed

Last Updated
7/21/2021

2019
Year

All
Quarter

All
Month

Court
All

Year
2019

Quarter
All

Month
All

<https://ojdsp/info/ojdstatistics/SitePages/Home.aspx>

Dependency Cases Filed



Time to Jurisdiction (All Parents)

42.5%

Jurisdiction Findings on All Parents - Percent within 60 Days



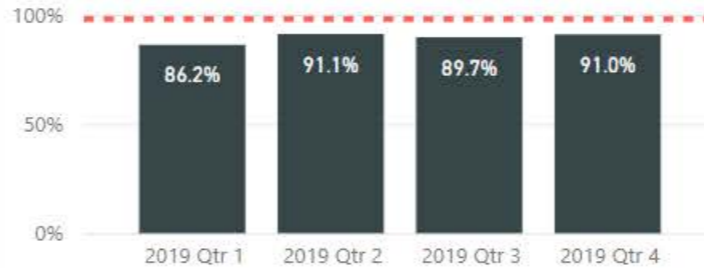
Median Days to Jurisdiction Findings on All Parents



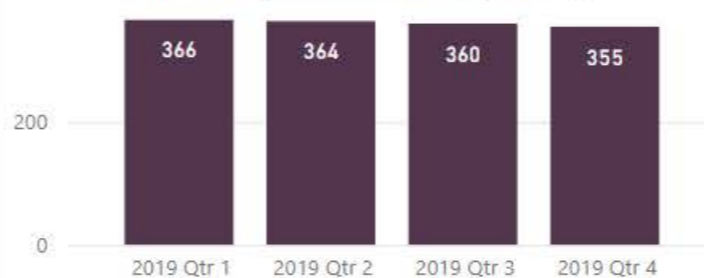
Time to First Permanency Hearing

89.4%

First Permanency Hearings - Percent Held within 425 Days



Median Days to First Permanency Hearing



Time to Subsequent Permanency Hearing

91.9%

Subsequent Permanency Hearings - Percent Held within 365 Days



Median of Days to Subsequent Permanency Hearing





Oregon Circuit Courts

Juvenile Dependency Statistics ?

3,191
Cases Filed

12,049
Cases Pending (End of Time Period)

4,194
Cases Closed

Last Updated
7/21/2021

2020
Year

All
Quarter

All
Month

Court

All

Year

2020

Quarter

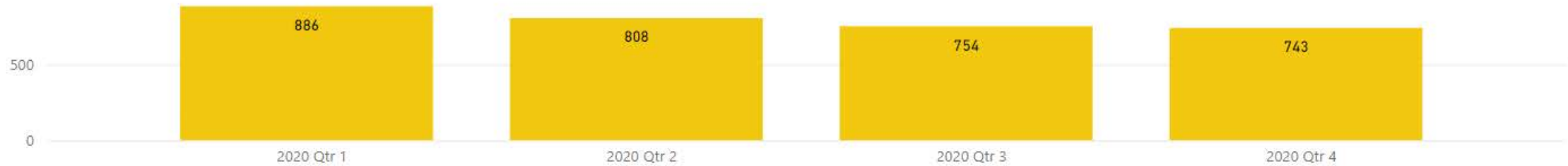
All

Month

All

Dependency Cases Filed

<https://ojdsp/info/ojdstatistics/SitePages/Home.aspx>



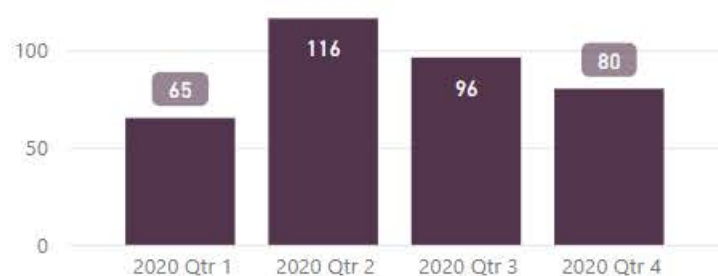
Time to Jurisdiction (All Parents)

34.0%

Jurisdiction Findings on All Parents - Percent within 60 Days



Median Days to Jurisdiction Findings on All Parents



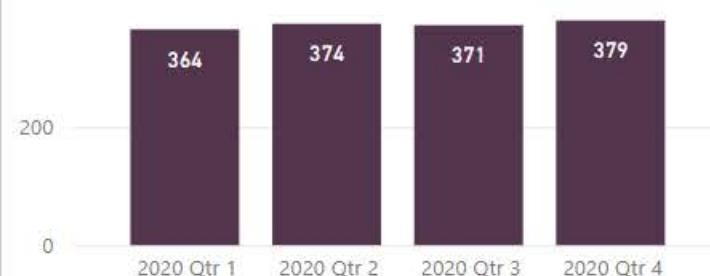
Time to First Permanency Hearing

84.0%

First Permanency Hearings - Percent Held within 425 Days



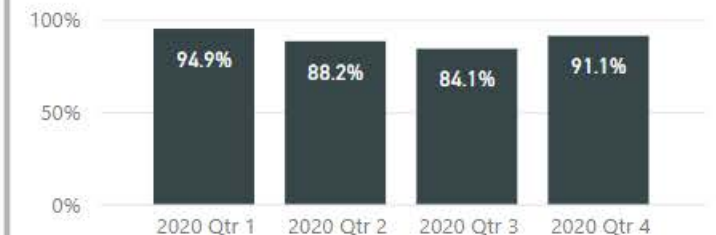
Median Days to First Permanency Hearing



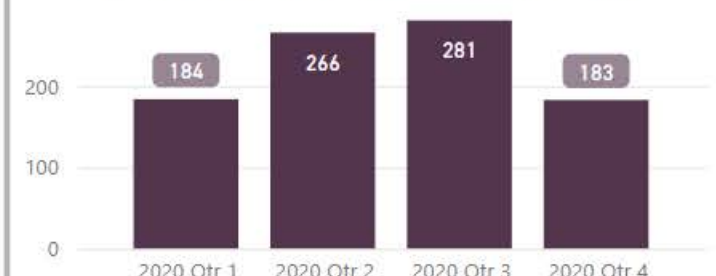
Time to Subsequent Permanency Hearing

89.4%

Subsequent Permanency Hearings - Percent Held within 365 Days



Median of Days to Subsequent Permanency Hearing





Oregon Circuit Courts

Juvenile Dependency Statistics ?

1,458
Cases Filed

11,084
Cases Pending (End of Time Period)

2,055
Cases Closed

Last Updated
7/21/2021

2021
Year

All
Quarter

All
Month

<https://ojdsp/info/ojdstatistics/SitePages/Home.aspx>

Court

All

Year

2021

Quarter

All

Month

All

Dependency Cases Filed



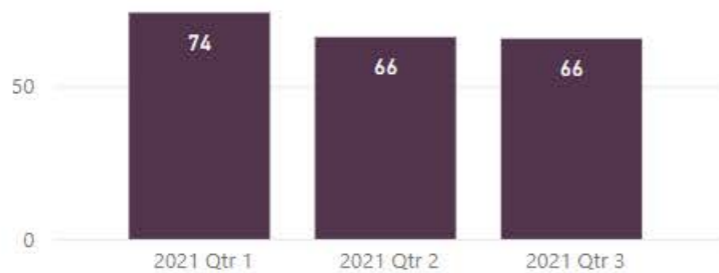
Time to Jurisdiction (All Parents)

38.5%

Jurisdiction Findings on All Parents - Percent within 60 Days



Median Days to Jurisdiction Findings on All Parents



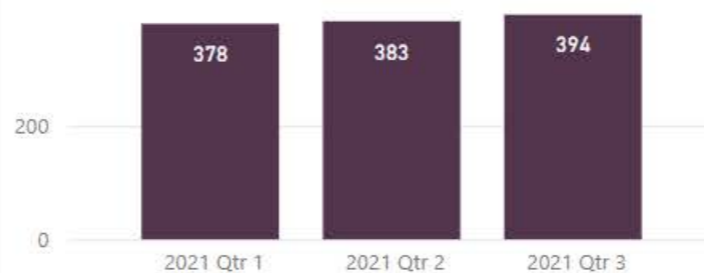
Time to First Permanency Hearing

86.0%

First Permanency Hearings - Percent Held within 425 Days



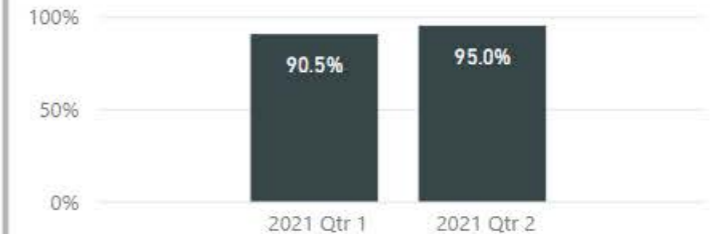
Median Days to First Permanency Hearing



Time to Subsequent Permanency Hearing

92.7%

Subsequent Permanency Hearings - Percent Held within 365 Days



Median of Days to Subsequent Permanency Hearing

